

ENGLISH / ARABIC

OXFORD PICTURE DICTIONARY

SECOND EDITION



Jayne Adelson-Goldstein

Norma Shapiro

ENGLISH / ARABIC

انجليزي / عربي

OXFORD
PICTURE
DICTIONARY
SECOND EDITION



OPPD

Jayme Adelson-Goldstein
Norma Shapiro

198 Madison Avenue
New York, NY 10016 USA

Great Clarendon Street, Oxford OX2 6DP UK

Oxford University Press is a department of the University of Oxford.
It furthers the University's objective of excellence in research, scholarship,
and education by publishing worldwide in

Oxford New York

Auckland Cape Town Dar es Salaam Hong Kong Karachi
Kuala Lumpur Madrid Melbourne Mexico City Nairobi
New Delhi Shanghai Taipei Toronto

With offices in

Argentina Austria Brazil Chile Czech Republic France Greece
Guatemala Hungary Italy Japan Poland Portugal Singapore
South Korea Switzerland Thailand Turkey Ukraine Vietnam

OXFORD and OXFORD ENGLISH are registered trademarks of
Oxford University Press.

© Oxford University Press 2009

Library of Congress Cataloging-in-Publication Data

Adelson-Goldstein, Jayme.

The Oxford picture dictionary. Monolingual /
Jayme Adelson-Goldstein and Norma Shapiro.— 2nd ed.
p. cm.

Includes index.

ISBN: 978-0-19-474010-4

1. Picture dictionaries, English. 2. English
language—Textbooks for foreign speakers.

I. Shapiro, Norma. II. Title.

PE1629.S52 2008

423'.1—dc22

2007041017

Database right Oxford University Press (maker)

All rights reserved. No part of this publication may be reproduced,
stored in a retrieval system, or transmitted, in any form or by any means,
without the prior permission in writing of Oxford University Press (with
the sole exception of photocopying carried out under the conditions stated
in the paragraph headed "Photocopying"), or as expressly permitted by law, or
under terms agreed with the appropriate copyright clearance organization.
Enquiries concerning reproduction outside the scope of the above should
be sent to the ELT Rights Department, Oxford University Press, at the
address above. You must not circulate this book in any other binding or cover
and you must impose this same condition on any acquirer.

Photocopying

The Publisher grants permission for the photocopying of those pages marked
"photocopiable" according to the following conditions. Individual purchasers
may make copies for their own use or for use by classes that they teach.
School purchasers may make copies for use by staff and students, but this
permission does not extend to additional schools or branches.

Under no circumstances may any part of this book be photocopied for resale.

Any websites referred to in this publication are in the public domain and
their addresses are provided by Oxford University Press for information only.
Oxford University Press disclaims any responsibility for the content.

Executive Publishing Manager: Stephanie Karras

Managing Editor: Sharon Sargent

Development Editors: Glenn Mathes II, Bruce Myint, Katie La Storia

Associate Development Editors: Olga Christopoulos, Hannah Ryu, Meredith Stoll

Design Manager: Maj-Britt Hagsted

Project Manager: Allison Harm

Senior Designers: Stacy Merlin, Michael Steinhofner

Designer: Jaclyn Smith

Senior Production Artist: Julie Armstrong

Production Layout Artist: Colleen Ho

Cover Design: Stacy Merlin

Senior Image Editor: Justine Eun

Image Editors: Robin Fadool, Fran Newman, Jenny Vainisi

Manufacturing Manager: Shanta Persaud

Manufacturing Controller: Eve Wong

Translated by: Techno-Graphics & Translations, Inc.

ISBN: 978 0 19 474010 4

Printed in Hong Kong

10 9 8 7 6 5 4 3

The OPD team thanks the following artists for their storyboarding and sketches:

Cecilia Aranovich, Chris Brandt, Giacomo Ghiazza, Gary Goldstein, Gordan Kljuec,
Vincent Lucido, and Glenn Urieta

Illustrations by: Lori Anzalone: 13, 70-71, 76-77; Joe "Fearless" Arenella/Will Sumpter:
178; Argosy Publishing: 66-67 (call-outs), 98-99, 108-109, 112-113 (call-outs), 152, 178,
193, 194-195, 196, 197, 205; Barbara Bastian: 4, 15, 17, 20-21, 162 (map), 198, 216-217
(map), 220-221; Philip Batini/AA Reps: 50; Thomas Bayley/Sparks Literary Agency:
158-159; Sally Bensusen: 211, 214; Annie Bissett: 112; Peter Bollinger/Shannon
Associates: 14-15; Higgins Bond/Anita Grien: 226; Molly Borman-Pullman: 116, 117;
Jim Fanning/Ravenhill Represents: 80-81; Mike Gardner: 10, 12, 17, 22, 132, 114-115,
142-143, 174, 219, 228-229; Garth Glazier/AA Reps: 106, 118-119; Dennis Godfrey/
Mike Wepplo: 204; Steve Graham: 124-125, 224; Graphic Map & Chart Co.: 200-201,
202-203; Julia Green/Mendola Art: 225; Glenn Gustafson: 9, 27, 48, 76, 100, 101,
117, 132, 133, 136, 155, 161, 179, 196; Barbara Harmon: 212-213, 215; Ben Hasler/
NB Illustration: 94-95, 101, 148-149, 172, 182, 186-187; Betsy Hayes: 134, 138-139;
Matthew Holmes: 75; Stewart Holmes/Illustration Ltd.: 192; Janos Jantner/Beehive
Illustration: 5, 13, 82-83, 122-123, 130-131, 146-147, 164-165, 184, 185; Ken Joudrey/
Munro Campagna: 52, 68-69, 177, 208-209; Bob Kaganich/Deborah Wolfe: 10, 40-41,
121; Steve Karp: 230, 231; Mike Kasun/Munro Campagna: 218; Graham Kennedy:
27; Marcel Laverdet/AA Reps: 23; Jeffrey Lindberg: 33, 42-43, 92-93, 133, 160-161,
170-171, 176; Dennis Lyall/Artworks: 198; Chris Lyons/Lindgren & Smith: 173, 191;
Alan Male/Artworks: 210, 211; Jeff Mangiat/Mendola Art: 53, 54, 55, 56, 57, 58, 59,
66-67; Adrian Mateescu/The Studio: 188-189, 232-233; Karen Minot: 28-29; Paul
Mirocha/The Wiley Group: 194, 216-217; Peter Miserendino/P.T. Pie Illustrations:
198; Lee Montgomery/Illustration Ltd.: 4; Roger Motzkus: 229; Laurie O'Keefe: 111,
216-217; Daniel O'Leary/Illustration Ltd.: 8-9, 26, 34-35, 78, 135, 136-137, 238; Vilma
Ortiz-Dillon: 16, 20-21, 60, 98-99, 100, 211; Terry Pazcko: 46-47, 144-145, 152, 180,
227; David Preiss/Munro Campagna: 5; Pronk & Associates: 192-193; Tony Randazzo/
AA Reps: 156, 234-235; Mike Renwick/Creative Eye: 126-127; Mark Riedy/Scott Hull
Associates: 48-49, 79, 140, 153; Jon Rogers/AA Reps: 112; Jeff Sanson/Schumann &
Co.: 84-85, 240-241; David Schweitzer/Munro Campagna: 162-163; Ben Shannon/
Magnet Reps: 11, 64-65, 90, 91, 96, 97, 166-167, 168-169, 179, 239; Reed Sprunger/
Jae Wagoner Artists Rep.: 18-19, 232-233; Studio Liddell/AA Reps: 27; Angelo Tillary:
108-109; Ralph Voltz/Deborah Wolfe: 50-51, 128-129, 141, 154, 175, 236-237;
Jeff Wack/Mendola Art: 24, 25, 86-87, 102-103, 134-135, 231; Brad Walker: 104-105,
150-151, 157, 206-207; Wendy Wassink: 110-111; John White/The Neis Group: 199;
Eric Wilkerson: 32, 138; Simon Williams/Illustration Ltd.: 2-3, 6-7, 30-31, 36, 38-39,
44-45, 72-73; Lee Woodgate/Eye Candy Illustration: 222-223; Andy Zito: 62-23; Craig
Zuckerman: 14, 88-89, 112-113, 120-121, 194-195.

Chapter icons designed by Von Glitschka/Scott Hull Associates

Cover Art by CUBE/Illustration Ltd (hummingbird, branch); Paul Mirocha/The Wiley
Group (cherry); Mark Riedy/Scott Hull Associates (stamp); 9 Surf Studios (lettering).

Studio photography for Oxford University Press done by Dennis Kitchen Studio: 37,
61, 72, 73, 74, 75, 95, 96, 100, 180, 181, 183, 226.

Stock Photography: Age FotoStock: 238 (flute; clarinet; bassoon; saxophone; violin; cello;
bass; guitar; trombone; trumpet; xylophone; harmonica); Comstock, 61 (window);
Morales, 221 (bat); Franco Pizzochero, 98 (cashmere); Thinkstock, 61 (sink); Alamy:
Corbis, 61 (table); Gary Crabbe, 220 (park ranger); The Associated Press: 198 (strike;
soldiers in trench); Joe Rosenthal, 198 (Iwo Jima); Neil Armstrong, 198 (Buzz Aldrin
on Moon); CORBIS: Philip Gould, 198 (Civil War); Photo Library, 220 (Yosemite Falls);
Danita Delimont: Greg Johnston, 220 (snorkeling); Jamie & Judy Wild, 220 (El Capitan);
Getty Images: 198 (Martin Luther King, Jr.); Amana Images, 61 (soapy plates), The
Granger Collection: 198 (Jazz Age); The Image Works: Kelly Spranger, 220 (sea turtle);
Imagine: 238 (oboe; tuba; French horn; piano; drums; tambourine; accordion);
istockphoto: 61 (oven), 98 (silk), 99 (suede; lace; velvet); Jupiter Images: 61 (tiles); 98
(wool); 99 (corduroy); Foodpix, 98 (linen); Rob Melnychuk/Brand X Pictures, 61 (glass
shower door); Jupiter Unlimited: 220 (seagulls); 238 (electric keyboard); Comstock, 99
(denim); Mary Evans Picture Library: 198 (women in factory); NPS Photo: Peter Jones, 221
(Carlsbad Cavern entrance; tour; cavern; spelunker); OceanwideImages.com: Gary Bell,
220 (coral); Photo Edit, Inc: David Young-Wolff, 220 (trail); Picture History: 198 (Hiram
Rhodes); Robertstock: 198 (Great Depression); Punchstock: 98 (t-shirt), Robert Glusic,
31 (Monument Valley); Roland Corporation: 238 (organ); SuperStock: 99 (leather); 198
(Daniel Boone); Shutterstock: Marek Szumlas, 94 (watch); United States Mint: 126;
Veer: Brand X Pictures, 220 (deer); Photodisc, 220 (black bear); Yankee Fleet, Inc.: 220
(Fort Jefferson); Yankee Freedom Ferry, Emil von Maltitz/Lime Photo, 37 (baby carrier).



This second edition of
the Oxford Picture Dictionary
is lovingly dedicated to
the memory of Norma Shapiro.

Her ideas, her pictures, and
her stories continue to teach,
inspire, and delight.

Acknowledgments

The publisher and authors would like to acknowledge the following individuals for their invaluable feedback during the development of this program:

Dr. Macarena Aguilar, Cy-Fair College, Houston, TX

Joseph F. Anselme, Atlantic Technical Center, Coconut Creek, FL

Stacy Antonopoulos, Monterey Trail High School, Elk Grove, CA

Carol Antunano, The English Center, Miami, FL

Irma Arencibia, Thomas A. Edison School, Union City, NJ

Suzi Austin, Alexandria City Public School Adult Program, Alexandria, FL

Patricia S. Bell, Lake Technical Center, Eustis, FL

Jim Brice, San Diego Community College District, San Diego, CA

Phil Cackley, Arlington Education and Employment Program (REEP), Arlington, VA

Frieda Caldwell, Metropolitan Adult Education Program, San Jose, CA

Sandra Cancel, Robert Waters School, Union City, NJ

Anne Marie Caney, Chula Vista Adult School, Chula Vista, CA

Patricia Castro, Harvest English Institute, Newark, NJ

Paohui Lola Chen, Milpitas Adult School, Milpitas, CA

Lori Cisneros, Atlantic Vo-Tech, Ft. Lauderdale, FL

Joyce Clapp, Hayward Adult School, Hayward, CA

Stacy Clark, Arlington Education and Employment Program (REEP), Arlington, VA

Nancy B. Crowell, Southside Programs for Adults in Continuing Education, Prince George, VA

Doroti da Cunha, Hialeah-Miami Lakes Adult Education Center, Miami, FL

Paula Da Silva-Michelin, La Guardia Community College, Long Island City, NY

Cynthia L. Davies, Humble I.S.D., Humble, TX

Christopher Davis, Overfelt Adult Center, San Jose, CA

Beverly De Nicola, Capistrano Unified School District, San Juan Capistrano, CA

Beatriz Diaz, Miami-Dade County Public Schools, Miami, FL

Druci J. Diaz, Hillsborough County Public Schools, Tampa, FL

Marion Donahue, San Dieguito Adult School, Encinitas, CA

Nick Doorn, International Education Services, South Lyon, MI

Mercedes Douglass, Seminole Community College, Sanford, FL

Jenny Elliott, Montgomery College, Rockville, MD

Paige Endo, Mt. Diablo Adult Education, Concord, CA

Megan Ernst, Glendale Community College, Glendale, CA

Elizabeth Escobar, Robert Waters School, Union City, NJ

Joanne Everett, Dave Thomas Education Center, Pompano Beach, FL

Jennifer Fadden, Arlington Education and Employment Program (REEP), Arlington, VA

Judy Farron, Fort Myers Language Center, Fort Myers, FL

Sharyl Ferguson, Montwood High School, El Paso, TX

Dr. Monica Fishkin, University of Central Florida, Orlando, FL

Nancy Frampton, Reedley College, Reedley, CA

Lynn A. Freeland, San Dieguito Union High School District, Encinitas, CA

Cathy Gamble, San Leandro Adult School, San Leandro, CA

Hillary Gardner, Center for Immigrant Education and Training, Long Island City, NY

Martha C. Giffen, Alhambra Unified School District, Alhambra, CA

Jill Gluck, Hollywood Community Adult School, Los Angeles, CA

Carolyn Grimaldi, LaGuardia Community College, Long Island City, NY

William Gruenholz, USD Adult School, Concord, CA

Sandra G. Gutierrez, Hialeah-Miami Lakes Adult Education Center, Miami, FL

Conte Gúzman-Hoffman, Triton College, River Grove, IL

Amanda Harllee, Palmetto High School, Palmetto, FL

Mercedes Hearn, Tampa Bay Technical Center, Tampa, FL

Robert Hearst, Truman College, Chicago, IL

Patty Heiser, University of Washington, Seattle, WA

Joyce Hettiger, Metropolitan Education District, San Jose, CA

Karen Hirsimaki, Napa Valley Adult School, Napa, CA

Marvina Hooper, Lake Technical Center, Eustis, FL

Katie Hurter, North Harris College, Houston, TX

Nuchamon James, Miami Dade College, Miami, FL

Linda Jennings, Montgomery College, Rockville, MD

Bonnie Boyd Johnson, Chapman Education Center, Garden Grove, CA

Fayne B. Johnson, Broward County Public Schools, Fort Lauderdale, FL

Stavroula Katseyeanis, Robert Waters School, Union City, NJ

Dale Keith, Broadbase Consulting, Inc. at Kidworks USA, Miami, FL

Blanche Kellawon, Bronx Community College, Bronx, NY

Mary Kernel, Migrant Education Regional Office, Northwest Educational Service District, Anacortes, WA

Karen Kipke, Antioch High School Freshman Academy, Antioch, TN

Jody Kirkwood, ABC Adult School, Cerritos, CA

Matthew Kogan, Evans Community Adult School, Los Angeles, CA

Ineza Kuceba, Renton Technical College, Renton, WA

John Kuntz, California State University, San Bernadino, San Bernadino, CA

Claudia Kupiec, DePaul University, Chicago, IL

E.C. Land, Southside Programs for Adult Continuing Education, Prince George, VA

Betty Lau, Franklin High School, Seattle, WA

Patt Lemonie, Thomas A. Edison School, Union City, NJ

Lia Lerner, Burbank Adult School, Burbank, CA

Krystyna Lett, Metropolitan Education District, San Jose, CA

Renata Lima, TALK International School of Languages, Fort Lauderdale, FL

Luz M. Lopez, Sweetwater Union High School District, Chula Vista, CA

Osmara Lopez, Bronx Community College, Bronx, NY

Heather Lozano, North Lake College, Irving, TX

Betty Lynch, Arlington Education and Employment Program (REEP), Arlington, VA

Meera Madan, REID Park Elementary School, Charlotte, NC

Ivanna Mann Thrower, Charlotte Mecklenburg Schools, Charlotte, NC

Michael R. Mason, Loma Vista Adult Center, Concord, CA

Holley Mayville, Charlotte Mecklenburg Schools, Charlotte, NC

Margaret McCabe, United Methodist Cooperative Ministries, Clearwater, FL

Todd McDonald, Hillsborough Adult Education, Tampa, FL

Nancy A. McKeand, ESL Consultant, St. Benedict, LA

Rebecca L. McLain, Gaston College, Dallas, NC

John M. Mendoza, Redlands Adult School, Redlands, CA

Bet Messmer, Santa Clara Adult Education Center, Santa Clara, CA

Christina Morales, BEGIN Managed Programs, New York, NY

Lisa Munoz, Metropolitan Education District, San Jose, CA

Mary Murphy-Clagett, Sweetwater Union High School District, Chula Vista, CA

Jonetta Myles, Rockdale County High School, Conyers, GA

Marwan Nabi, Troy High School, Fullerton, CA

Dr. Christine L. Nelsen, Salvation Army Community Center, Tampa, FL

Michael W. Newman, Arlington Education and Employment Program (REEP), Arlington, VA

Rehana Nusrat, Huntington Beach Adult School, Huntington Beach, CA

Cindy Oakley-Paulik, Embry-Riddle Aeronautical University, Daytona Beach, FL

Acknowledgments

Janet Ochi-Fontanott, Sweetwater Union High School District, Chula Vista, CA

Lorraine Pedretti, Metropolitan Education District, San Jose, CA

Isabel Pena, BE/ESL Programs, Garland, TX

Margaret Perry, Everett Public Schools, Everett, WA

Dale Pesmen, PhD, Chicago, IL

Cathleen Petersen, Chapman Education Center, Garden Grove, CA

Allison Pickering, Escondido Adult School, Escondido, CA

Ellen Quish, LaGuardia Community College, Long Island City, NY

Teresa Reen, Independence Adult Center, San Jose, CA

Kathleen Reynolds, Albany Park Community Center, Chicago, IL

Melba I. Rillen, Palmetto High School, Palmetto, FL

Lorraine Romero, Houston Community College, Houston, TX

Eric Rosenbaum, BEGIN Managed Programs, New York, NY

Blair Roy, Chapman Education Center, Garden Grove, CA

Arlene R. Schwartz, Broward Community Schools, Fort Lauderdale, FL

Geraldine Blake Scott, Truman College, Chicago, IL

Sharada Sekar, Antioch High School Freshman Academy, Antioch, TN

Dr. Cheryl J. Serrano, Lynn University, Boca Raton, FL

Janet Setzekorn, United Methodist Cooperative Ministries, Clearwater, FL

Terry Shearer, EDUCALL Learning Services, Houston, TX

Elisabeth Sklar, Township High School District 113, Highland Park, IL

Robert Stein, BEGIN Managed Programs, New York, NY

Ruth Sutton, Township High School District 113, Highland Park, IL

Alisa Takeuchi, Chapman Education Center, Garden Grove, CA

Grace Tanaka, Santa Ana College School of Continuing Education, Santa Ana, CA

Annalisa Te, Overfelt Adult Center, San Jose, CA

Don Torluemke, South Bay Adult School, Redondo Beach, CA

Maliheh Vafai, Overfelt Adult Center, San Jose, CA

Tara Vasquez, Robert Waters School, Union City, NJ

Nina Velasco, Naples Language Center, Naples, FL

Theresa Warren, East Side Adult Center, San Jose, CA

Lucie Gates Watel, Truman College, Chicago, IL

Wendy Weil, Arnold Middle School, Cypress, TX

Patricia Weist, TALK International School of Languages, Fort Lauderdale, FL

Dr. Carole Lynn Weisz, Lehman College, Bronx, NY

Desiree Wesner, Robert Waters School, Union City, NJ

David Wexler, Napa Valley Adult School, Napa, CA

Cynthia Wiseman, Borough of Manhattan Community College, New York, NY

Debbie Cullinane Wood, Lincoln Education Center, Garden Grove, CA

Banu Yaylali, Miami Dade College, Miami, FL

Hongyan Zheng, Milpitas Adult Education, Milpitas, CA

Arlene Zivitz, ESOL Teacher, Jupiter, FL

The publisher, authors, and editors would like to thank the following people for their expertise in reviewing specific content areas:

Ross Feldberg, Tufts University, Medford, MA

William J. Hall, M.D. FACP/FRSM (UK), Cumberland Foreside, ME

Jill A. Horohoe, Arizona State University, Tempe, AZ

Phoebe B. Rouse, Louisiana State University, Baton Rouge, LA

Dr. Susan Rouse, Southern Wesleyan University, Central, SC

Dr. Ira M. Sheskin, University of Miami, Coral Gables, FL

Maiko Tomizawa, D.D.S., New York, NY

The publisher would like to thank the following for their permission to reproduce copyrighted material:

p. 26: Penny, nickel, dime, quarter-dollar, half-dollar, and dollar coin images from the United States Mint.

pp. 125, 134–135: U.S. Postal Service Priority Mail Logo, Express Mail Logo, Certified Mail, Ready Pack Packaging, Letter Carrier Uniform, Postal Clerk Uniform, Automated Postal Center, Round Top Collection Mailbox, and Lady Liberty Stamp Image are trademarks and copyrighted material of the United States Postal Service and are used with permission.

p. 152: Metrocard is an MTA trademark and is used with permission.

p. 152: Metro token for L.A.'s bus and rail system used with permission.

p. 229: Little League used courtesy of Little League® Baseball and Softball.

p. 231: Frisbee®, a registered trademark of Wham-O, Inc.



Introduction مقدمة ix-xi

1. Everyday Language لغة التحدث اليومية

Meeting and Greeting اللقاء والتحية	2-3
Personal Information معلومات شخصية	4
School المدرسة	5
A Classroom حجرة الصف	6-7
Studying الدراسة	8-9
Succeeding in School النجاح في المدرسة	10
A Day at School اليوم المدرسي	11
Everyday Conversation الحديث اليومي	12
Weather الطقس	13
The Telephone الهاتف / التليفون	14-15
Numbers الأعداد	16
Measurements المقاييس	17
Time الوقت	18-19
The Calendar التقويم	20-21
Calendar Events الأعياد والمناسبات الخاصة	22
Describing Things وصف الأشياء	23
Colors الألوان	24
Prepositions حروف الجر	25
Money النقود	26
Shopping التسوق	27
Same and Different متشابهتان ومختلفتان	28-29



2. People الناس

Adults and Children الكبار والأطفال	30-31
Describing People وصف الناس	32
Describing Hair وصف الشعر	33
Families العائلات	34-35
Childcare and Parenting رعاية الأطفال ودور الوالدين	36-37
Daily Routines الأعمال اليومية الروتينية	38-39
Life Events and Documents الأحداث والوثائق الحياتية	40-41
Feelings أحاسيس	42-43
A Family Reunion اجتماع شمل الأسرة	44-45



3. Housing السكن

The Home المنزل	46-47
Finding a Home البحث عن منزل	48-49
Apartments الشقق	50-51
Different Places to Live أماكن مختلفة للسكن	52
A House and Yard منزل وفتاء	53
A Kitchen المطبخ	54
A Dining Area غرفة الطعام	55
A Living Room غرفة الجلوس (الصاله)	56
A Bathroom الحمام	57
A Bedroom غرفة النوم	58
The Kids' Bedroom غرفة نوم الأطفال	59
Housework الأعمال المنزلية	60
Cleaning Supplies أدوات التنظيف	61
Household Problems and Repairs مشاكل المنزل وإصلاحها	62-63
The Tenant Meeting اجتماع المستأجرين	64-65



4. Food الطعام

Back from the Market العودة من السوق	66–67
Fruit الفاكهة	68
Vegetables الخضروات	69
Meat and Poultry اللحوم والدواجن	70
Seafood and Deli المأكولات البحرية وأطعمة شهية	71
A Grocery Store محل البقالة	72–73
Containers and Packaging حاويات وتعليب	74
Weights and Measurements الأوزان والمقادير	75
Food Preparation and Safety تحضير الطعام وسلامته	76–77
Kitchen Utensils أدوات المطبخ	78
Fast Food Restaurant مطعم الوجبات السريعة	79
A Coffee Shop Menu قائمة الطعام في مقهى	80–81
A Restaurant مطعم	82–83
The Farmers' Market سوق المزارعين	84–85



5. Clothing الملابس

Everyday Clothes الملابس اليومية	86–87
Casual, Work, and Formal Clothes الملابس غير الرسمية والرسمية وملابس العمل	88–89
Seasonal Clothing الملابس الموسمية	90
Underwear and Sleepwear الملابس الداخلية وملابس النوم	91
Workplace Clothing ملابس مكان العمل	92–93
Shoes and Accessories أحذية وإكسسوارات	94–95
Describing Clothes وصف الملابس	96–97
Making Clothes صنع الملابس	98–99
Making Alterations تعديل الثياب	100
Doing the Laundry غسل الملابس	101
A Garage Sale بيع الأشياء الشخصية المستعملة في قناء المنزل	102–103



6. Health الصحة

The Body الجسم	104–105
Inside and Outside the Body أعضاء الجسم الداخلية والخارجية	106–107
Personal Hygiene النظافة الشخصية	108–109
Symptoms and Injuries أعراض مرضية وإصابات	110
Illnesses and Medical Conditions علل وحالات طبية	111
A Pharmacy صيدلية	112–113
Taking Care of Your Health العناية بصحتك	114–115
Medical Emergencies حالات طبية طارئة	116
First Aid إسعافات أولية	117
Medical Care الرعاية الصحية	118
Dental Care رعاية الأسنان	119
Hospital المستشفى	120–121
A Health Fair معرض الصحة	122–123

7. Community المجتمع

Downtown وسط المدينة	124–125
City Streets شوارع المدينة	126–127
An Intersection تقاطع طرق	128–129
A Mall مركز تجاري (مول)	130–131
The Bank البنك / المصرف	132
The Library المكتبة	133
The Post Office مكتب البريد	134–135
Department of Motor Vehicles (DMV) دائرة تسجيل المركبات الآلية	136–137
Government and Military Service الحكومة والخدمة العسكرية	138–139
Civic Rights and Responsibilities الحقوق والواجبات المدنية	140
The Legal System النظام القانوني	141
Crime الجريمة	142
Public Safety السلامة العامة	143
Emergencies and Natural Disasters حالات الطوارئ والكوارث الطبيعية	144–145
Emergency Procedures الإجراءات المتبعة في حالات الطوارئ	146–147
Community Cleanup المحافظة على نظافة المجتمع	148–149

8. Transportation النقل والمواصلات

Basic Transportation وسائل النقل الأساسية	150–151
Public Transportation النقل العام	152
Prepositions of Motion حروف الجر المتعلقة بالحركة	153
Traffic Signs لافتات المرور	154
Directions and Maps إرشادات وخرائط	155
Cars and Trucks سيارات وشاحنات	156
Buying and Maintaining a Car شراء وصيانة سيارة	157
Parts of a Car قطع غيار سيارة	158–159
An Airport مطار	160–161
Taking a Trip السفر في رحلة	162–163

9. Work العمل

The Workplace مكان العمل	164–165
Jobs and Occupations A-C وظائف ومهن	166
Jobs and Occupations C-H وظائف ومهن	167
Jobs and Occupations H-P وظائف ومهن	168
Jobs and Occupations P-W وظائف ومهن	169
Job Skills مهارات حرفية	170
Office Skills مهارات للعمل في مكتب	171
Career Planning التخطيط لمسار وظيفي	172
Job Search البحث عن وظيفة	173
Interview Skills المهارات المطلوبة للمقابلات الشخصية	174
A Factory مصنع	175
Landscaping and Gardening تنسيق المناظر الطبيعية والبستنة	176
Farming and Ranching الزراعة وتربية المواشي	177
Construction البناء	178
Job Safety السلامة في مكان العمل	179
Tools and Building Supplies أدوات ومواد البناء	180–181
An Office مكتب	182–183
A Hotel فندق	184
Food Service خدمة تقديم طعام	185
A Bad Day at Work يوم سيء في العمل	186–187




10. Areas of Study مجالات الدراسة

Schools and Subjects مدارس ومواد الدراسة	188–189
English Composition الإنشاء باللغة الإنجليزية	190–191
Mathematics الرياضيات	192–193
Science العلوم	194–195
Computers الكمبيوتر (الحاسوب)	196
The Internet الإنترنت (شبكة المعلومات العالمية)	197
U.S. History تاريخ الولايات المتحدة الأمريكية	198
World History تاريخ العالم	199
North America and Central America أمريكا الشمالية والوسطى	200–201
World Map خريطة العالم	202–203
Geography and Habitats جغرافيا وبيئات طبيعية	204
The Universe الكون	205
A Graduation حفلة التخرج	206–207



11. Plants and Animals نباتات وحيوانات

Nature Center مركز الطبيعة	208–209
Trees and Plants أشجار ونباتات	210
Flowers زهور	211
Marine Life, Amphibians, and Reptiles الأحياء البحرية والبرمائيات والزواحف	212–213
Birds, Insects, and Arachnids الطيور والحشرات والعنكبوتيات	214
Domestic Animals and Rodents الحيوانات الأليفة والقوارض	215
Mammals الثدييات	216–217
Energy and Conservation الطاقة وحفظ الموارد الطبيعية	218–219
U.S. National Parks الحدائق والمنتزهات العامة الأمريكية	220–221



12. Recreation الاستجمام

Places to Go أماكن للزيارة	222–223
The Park and Playground الحديقة وملعب الأطفال	224
The Beach الشاطئ	225
Outdoor Recreation وسائل الاستجمام في الطبيعة	226
Winter and Water Sports ألعاب رياضية شتوية ومائية	227
Individual Sports ألعاب رياضية فردية	228
Team Sports ألعاب رياضية جماعية	229
Sports Verbs أفعال متعلقة بالرياضة	230
Sports Equipment معدات رياضية	231
Hobbies and Games هوايات وألعاب	232–233
Electronics and Photography أجهزة إلكترونية وأدوات التصوير	234–235
Entertainment تسلية وترفيه	236–237
Music موسيقى	238
Holidays الأعياد	239
A Birthday Party حفلة عيد ميلاد	240–241

Verb Guide دليل الأفعال	242–244
How to Use the Index كيفية استعمال الفهرس	245
English Index فهرس انجليزي	246–281
Geographical Index فهرس جغرافي	282–284
Arabic Index فهرس عربي	285–304
Research Bibliography مسرد للأبحاث	305

Teaching with the *Oxford Picture Dictionary* Program

The following general guidelines will help you prepare single and multilevel lessons using the OPD program. For step-by-step, topic-specific lesson plans, see *OPD Lesson Plans*.

1. Use Students' Needs to Identify Lesson Objectives

- Create communicative objectives based on your learners' needs assessments (see *OPD 2e Assessment Program*).
- Make sure objectives state what students will be able to do at the end of the lesson. For example: *Students will be able to respond to basic classroom commands and requests for classroom objects.* (pp. 6–7, A Classroom)
- For multilevel classes, identify a low-beginning, high-beginning, and low-intermediate objective for each topic.

2. Preview the Topic

Identify what your students already know about the topic.

- Ask general questions related to the topic.
- Have students list words they know from the topic.
- Ask questions about the picture(s) on the page.

3. Present the New Vocabulary

Research shows that it is best to present no more than 5–7 new words at a time. Here are a few presentation techniques:

- Say each new word and describe it within the context of the picture. Have volunteers act out verbs and verb sequences.
- Use Total Physical Response commands to build vocabulary comprehension.
- For long or unfamiliar word lists, introduce words by categories or select the words your students need most.
- Ask a series of questions to build comprehension and give students an opportunity to say the new words. Begin with *yes/no* questions: *Is #16 chalk?* Progress to *or* questions: *Is #16 chalk or a marker?* Finally, ask *Wh-* questions: *What can I use to write on this paper?*
- Focus on the words that students want to learn. Have them write 3–5 new words from each topic, along with meaning clues such as a drawing, translation, or sentence.

More vocabulary and **Grammar Point** sections provide additional presentation opportunities (see p. 5, School). For multilevel presentation ideas, see *OPD Lesson Plans*.

4. Check Comprehension

Make sure that students understand the target vocabulary. Here are two activities you can try:

- Say vocabulary words, and have students point to the correct items in their books. Walk around the room, checking if students are pointing to the correct pictures.
- Make true/false statements about the target vocabulary. Have students hold up two fingers for true, three for false.

5. Provide Guided and Communicative Practice

The exercise bands at the bottom of the topic pages provide a variety of guided and communicative practice opportunities and engage students' higher-level thinking.

6. Provide More Practice

OPD Second Edition offers a variety of components to facilitate vocabulary acquisition. Each of the print and electronic materials listed below offers suggestions and support for single and multilevel instruction.

OPD Lesson Plans Step-by-step multilevel lesson plans feature 3 CDs with multilevel listening, context-based pronunciation practice, and leveled reading practice. Includes multilevel teaching notes for *The OPD Reading Library*.

OPD Audio CDs or Audio Cassettes Each word in *OPD*'s word list is recorded by topic.

Low-Beginning, High-Beginning, and Low-Intermediate Workbooks Guided practice for each page in *OPD* features linked visual contexts, realia, and listening practice.

Classic Classroom Activities A photocopiable resource of interactive multilevel activities, grammar practice, and communicative tasks.

The OPD Reading Library Readers include civics, academic content, and workplace themes.

Overhead Transparencies Vibrant transparencies help to focus students on the lesson.

OPD Presentation Software A multilevel interactive teaching tool using interactive whiteboard and LCD technology. Audio, animation, and video instructional support bring each dictionary topic to life.

The OPD CD-ROM An interactive learning tool featuring four-skill practice based on *OPD* topics.

Bilingual Editions *OPD* is available in numerous bilingual editions including Spanish, Chinese, Vietnamese, Arabic, Korean, and many more.

My hope is that *OPD* makes it easier for you to take your learners from comprehension to communication. Please share your thoughts with us as you make the book your own.



Jayme Adelson-Goldstein

OPDteam.us@oup.com

The second edition of the *Oxford Picture Dictionary* expands on the best aspects of the 1998 edition with:

- New artwork presenting words within meaningful, real-life contexts
- An updated word list to meet the needs of today's English language learners
- 4,000 English words and phrases, including 285 verbs
- 40 new topics with 12 intro pages and 12 story pages
- Unparalleled support for vocabulary teaching

Subtopics present the words in easy-to-learn "chunks."

Color coding and icons make it easy to navigate through OPD.

New art and rich contexts improve vocabulary acquisition.

Revised practice activities help students from low-beginning through low-intermediate levels.

Public Transportation

A Bus Stop

BUS 10 Northbound		
Main	Elm	Oak
6:00	6:10	6:13
6:30	6:40	6:43
7:00	7:10	7:13
7:30	7:40	7:43

A Subway Station

A Train Station

15 **ticket window**

Airport Transportation

12. ticket window

13. conductor

14. track

15. ticket

16. one-way trip

17. round trip

18. taxi stand

19. shuttle

20. town car

21. taxi driver

22. taxi license

23. meter

More vocabulary

hail a taxi: to raise your hand to get a taxi

miss the bus: to get to the bus stop after the bus leaves

Ask your classmates. Share the answers.

1. Is there a subway system in your city?
2. Do you ever take taxis? When?
3. Do you ever take the bus? Where?

NEW! Intro pages open each unit with key vocabulary related to the unit theme. Clear, engaging artwork promotes questions, conversations, and writing practice for all levels.

Each intro page teaches key vocabulary items within the unit theme.

Practice activities make it easy to manage multilevel classrooms.

1. fish
2. meat
3. chicken
4. cheese
5. milk
6. butter
7. eggs
8. vegetables

9. fruit
10. rice
11. bread
12. pasta
13. grocery bag
14. shopping list
15. coupons

✓milk
✓bread
✓lettuce
✓grapes

Save \$1.00 on 2 cans of Soup
50¢ off Dry Cereal

Listen and point. Take turns.
A: Point to the vegetables.
B: Point to the bread.
A: Point to the fruit.

Pair Dictation
A: We need vegetables.
B: How much vegetables for me?
A: You need a lot of us.

Ways to talk about food.
Do we need eggs?
Do we have any grapes?
We have some vegetables, but we need fruit.

Role play. Talk about your shopping list.
A: Do we need eggs?
B: No, we have some.
A: Do we have any...

67

NEW! Story pages close each unit with a lively scene for reviewing vocabulary and teaching additional language. Meanwhile, rich visual contexts recycle words from the unit.

Pre-reading questions build students' previewing and predicting skills.

High-interest readings promote literacy skills.

Post-reading questions and role-play activities support critical thinking and encourage students to use the language they have learned.

Look at the picture. What do you see?
Answer the questions.
1. How many relatives are there at this reunion?
2. How many children are there? Which children are misbehaving?
3. What are people doing at this reunion?

Read the story.
A Family Reunion
Ben Lu has a lot of relatives and they're all at his house. Today is the Lu family reunion.
There is a lot of good food. There are also balloons and a banner. And this year there are four new babies!
People are having a good time at the reunion. Ben's grandpa and his aunt are talking about the baseball game. His cousins are laughing. His mother-in-law is giving her speech. And many of the children are misbehaving.
Ben looks at his family and smiles. He loves his relatives, but he's glad the reunion is once a year.

Think about it.
1. Do you like to have large parties? Why or why not?
2. Imagine you see a little girl at a party. She's misbehaving. What do you do? What do you say?

1. banner
2. baseball game
3. opinion
4. balloons
5. glad
6. relatives
A. laugh
B. misbehave

44 45

The thematic word list previews words that students will encounter in the story.



Meeting and Greeting

التعارف والتحيةن

A. Say, "Hello."

أقول "هالو"

B. Ask, "How are you?"

أسأل "كيف أنت؟"

C. Introduce yourself.

أقدم نفسي

D. Smile.

أبتسم

E. Hug.

أعطي قبلة

F. Wave.

أصافق باليد



Tell your partner what to do. Take turns.

1. Say, "Hello."
2. Bow.
3. Smile.
4. Shake hands.
5. Wave.
6. Say, "Goodbye."

Dictate to your partner. Take turns.

- A: Write *smile*.
- B: Is it spelled *s-m-i-l-e*?
- A: Yes, that's right.



G

Good evening,
everyone!

H

G. Greet people.

صباح الخير

H. Bow.

التحية

I. Introduce a friend.

أنت تعرفه

J. Shake hands.

صافح

K. Kiss.

قبل

L. Say, "Goodbye."

الوداع - اودع الوداع

Nice to meet you, Jan.

Fred, this is Jan.

I

J

Nice to meet
you, Fred.

K

Goodbye!

L

Good night.

Ways to greet people

Good morning.
Good afternoon.
Good evening.

Ways to introduce yourself

I'm Tom.
My name is Tom.

Pair practice. Make new conversations.

A: Good morning. My name is Tom.
B: Nice to meet you, Tom. I'm Sara.
A: Nice to meet you, Sara.



Personal Information

معلومات شخصية



A. Say your name.

قوله اسمك



B. Spell your name.

هجوه اسمك



C. Print your name.


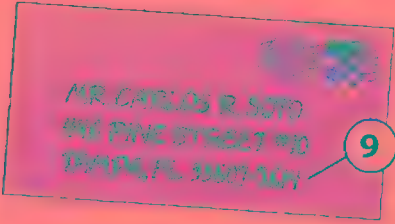
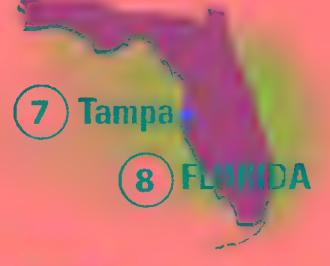
كتابة اسمك



D. Sign your name.

وقوله اسمك

Filling Out a Form ملء استمارة



School Registration Form استمارة تسجيل بالمدرسة

1. name: الاسم:

2. first name الاسم الأول

3. middle initial الحرف الأول من اسمك الأوسط

4. last name اسم العائلة

5. address العنوان

6. apartment number رقم الشقة

7. city المدينة

8. state الولاية

9. ZIP code الرمز البريدي

10. area code رمز / مفتاح المنطقة

11. phone number رقم الهاتف / التليفون

12. cell phone number رقم الهاتف / التليفون المحمول (النقال)

13. date of birth (DOB) تاريخ الميلاد

14. place of birth مكان الميلاد

15. Social Security number رقم بطاقة الضمان الاجتماعي

16. sex: النوع:

17. male ذكر:

18. female أنثى:

19. signature التوقيع

Pair practice. Make new conversations.

A: My first name is Carlos.

B: Please spell Carlos for me.

A: C-a-r-l-o-s

Ask your classmates. Share the answers.

1. Do you like your first name?

2. Is your last name from your mother? father? husband?

3. What is your middle name?



Campus *حرم المدرسة*



1. quad

ساحة

2. field

أرض الرياضة

3. bleachers

مقاعد

4. principal

مدير المدرسة / مدير المدرسة

5. assistant principal

مساعد المدير

6. counselor

مستشار

7. classroom

غرفة صف / غرفة الصف

8. teacher

معلم

9. restrooms

غرف المراحيض

10. hallway

ممر

11. locker

خزانة

12. main office

مكتب المدير

13. clerk

موظف مكتب

14. cafeteria

مطعم

15. computer lab

غرفة الحاسب الآلي

16. teacher's aide

مساعد المعلم

17. library

مكتبة

18. auditorium

قاعة محاضرات

19. gym

صالة رياضية / صالة الألعاب الرياضية

20. coach

مدرب

21. track

مسار للجري / المسار

Administrators *الموظفون*



Around Campus *حول المدرسة*



More vocabulary

Students do not pay to go to a public school.

Students pay to go to a private school.

A church, mosque, or temple school is a parochial school.

Grammar Point: contractions of the verb **be**

He + is = He's

He's a teacher.

She + is = She's

She's a counselor.

They + are = They're

They're students.



1. chalkboard

تابلو

2. screen

شاشة تلفزيون

3. whiteboard

تابلو أبيض

4. teacher / instructor

معلمة / معلم

5. student

تلميذة

6. LCD projector

مشغّل الصور المتحركة
الذي يعرض الصور المتحركة على شاشة

7. desk

مكتب

8. headphones

سماعة آذان



A. Raise your hand.

ارفع يدك



B. Talk to the teacher.

تكلّم مع المعلم



C. Listen to a CD.

استمع إلى الموسيقى على كاسيت



D. Stand up.

قف



E. Write on the board.

اكتب على التابلو



F. Sit down. / Take a seat.

اجلس / اذهب إلى مقعدك



G. Open your book.

افتح كتابك



H. Close your book.

اغلق كتابك



I. Pick up the pencil.

أخذ القلم من الطاولة



J. Put down the pencil.

أضرب القلم على الطاولة



9

ABCDEFGHIJKLMNOPQRSTUVWXYZ

13



9. clock

ساعة

11. chair

كرسي

13. alphabet

حروف الهجاء

15. computer

حاسوب

10. bookcase

رف للكتب

12. map

خريطة

14. bulletin board

لوحة منشورات

16. overhead projector

آلة عرض علوية



17. dry erase marker

قلم جاف للتخطيط قابل المحو

21. (pencil) eraser

ممحاة (القلم الرصاص)

25. textbook

كتاب مدرسي

29. spiral notebook

كاسة بسلك

18. chalk

طباشير

22. pen

قلم حبر

26. workbook

كراسة تمارين

30. dictionary

معجم

19. eraser

ممحاة

23. pencil sharpener

مبارة الأقلام الرصاص

27. 3-ring binder / notebook

دوسيه ذو 3 حلقات / كراسه

31. picture dictionary

معجم مصوّر

20. pencil

قلم رصاص

24. marker

قلم تخطيط

28. notebook paper

ورق الدوسيه

Look at the picture.

Describe the classroom.

A: There's a chalkboard.

B: There are fifteen students.

Ask your classmates. Share the answers.

1. Do you like to raise your hand in class?

2. Do you like to listen to CDs in class?

3. Do you ever talk to the teacher?

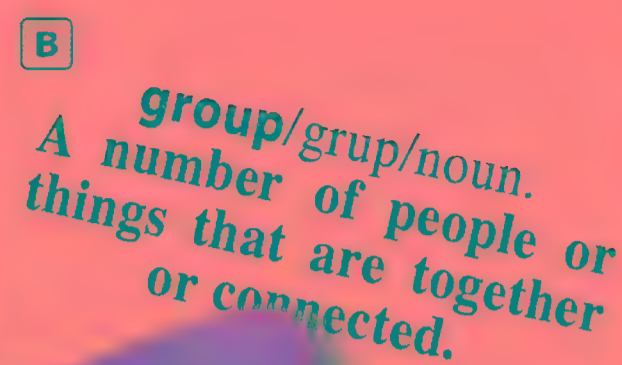


Learning New Words تعلم كلمات جديدة



A. Look up the word.

البحث عن الكلمة في القاموس



B. Read the definition.

اقرأ التعريف



C. Translate the word.

ترجم الكلمة



D. Check the pronunciation.

راجع النطق



E. Copy the word.


انسخ الكلمة



F. Draw a picture.

رسم صورة

Working with Your Classmates العمل مع زملائك في الصف



G. Discuss a problem.

ناقش مشكلة



H. Brainstorm solutions / answers.

اطرح أفكارًا لتسوية المشكلة



I. Work in a group.


العمل في مجموعة



J. Help a classmate.

ساعد زميلًا في الصف

Working with a Partner العمل مع رفيق



K. Ask a question.

اطرح سؤالًا

L. Answer a question.

جواب على السؤال



M. Share a book.

انقسم الكتاب



N. Dictate a sentence.


اقرأ جملة بصوت عالٍ



Following Directions إتباع الإرشادات

O Read a book.

P 5. How much is the book?
 a. \$99.99
 b. \$9.99
 c. \$0.99



Q Read the book.
 pencil.

O. Fill in the blank.
 املأ الخانة (الفرغ)

P. Choose the correct answer.
 اختر الجواب الصحيح.

Q. Circle the answer.
 ضع دائرة حول الجواب.

R pen
 pencil
book
 chalk
 marker

S Underline the action.
 1. Open the book.
 2. Close the book.
 3. Give me the book.

T 1. read _____ a. pencil
 2. write _____ b. chair
 3. sit / c. book

R. Cross out the word.
 اشطب الكلمة

S. Underline the word.
 ضع خطاً تحت الكلمة.

T. Match the items.
 تطابق الكلمات مع بعضها.

U Check the box next to each action.

<input checked="" type="checkbox"/> stand	<input checked="" type="checkbox"/> sit
<input type="checkbox"/> pen	<input type="checkbox"/> write
<input type="checkbox"/> paper	<input type="checkbox"/> book

V 
book

W 1. enp pen
 2. rappe paper
 3. okob book

X _____ Close the book.
1 Pick up the book.
2 Open the book.
3 Read the book.

U. Check the correct boxes.
 ضع علامة صح في المربعات الصحيحة.

V. Label the picture.
 سمِّ الصورة.

W. Unscramble the words.
 حل الكلمات.

X. Put the sentences in order.
 ضع الجمل في ترتيبها الصحيح.



Y. Take out a piece of paper.
 أخرج قطعة ورق

Z. Put away your books.
 ضع كتبك في مكانها المعتاد.

Ask your classmates. Share the answers.

1. Do you like to work in a group?
2. Do you ever share a book?
3. Do you like to answer questions?

Think about it. Discuss.

1. How can classmates help each other?
2. Why is it important to ask questions in class?
3. How can students check their pronunciation? Explain.



Ways to Succeed وسائط النجاح



A. Set goals.

حدد أهدافك



B. Participate in class.

شارك في المناقشة



C. Take notes.

خذ ملاحظات



D. Study at home.

اطور في المنزل



E. Pass a test.

اجتاز في الامتحان



F. Ask for help.

اسأل عن المساعدة



G. Make progress.

اطور بنجاح



H. Get good grades.


احصل على درجات عالية

Taking a Test التعلم بالامتحان



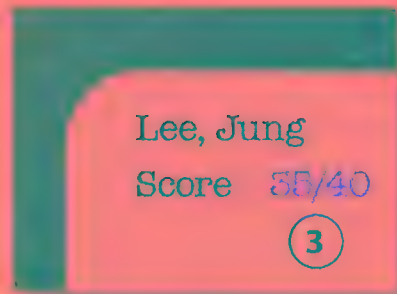
1. test booklet

كتاب الامتحان



2. answer sheet

ورقة الاجابات



3. score

النقاط

4	A	90%-100%	Outstanding
	B	80%-89%	Very good
	C	70%-79%	Satisfactory
	D	60%-69%	Barely passing
	F	0%-59%	Fail

4. grades

الدرجات




I. Clear off your desk.

ارفع كل شيء عن سطح المكتب




J. Work on your own.

اجلس بفرديتك



K. Bubble in the answer.

ادخل جوابك بتسوية الدائرة لصحيحة



L. Check your work.

راجع عملك



M. Erase the mistake.

امح



N. Correct the mistake.

اصحح



O. Hand in your test.

اطور في الامتحان



- A. Enter the room.
يَدْخُلُ الْمَوْجِد
- B. Turn on the lights.
يَضْرِبُ الْمَوْجِد
- C. Walk to class.
يَمْشِي إِلَى الْمَوْجِد
- D. Run to class.
يَرْكُضُ إِلَى الْمَوْجِد
- E. Lift / Pick up the books.
يَرْفَعُ / يَأْخُذُ الْكُتُبَ
- F. Carry the books.
يَحْمِلُ الْكُتُبَ
- G. Deliver the books.
يَسْلِمُ الْكُتُبَ
- H. Take a break.
يَأْخُذُ عَافِيَةً
- I. Eat.
يَأْكُلُ
- J. Drink.
يَشْرَبُ
- K. Buy a snack.
يَشْتَرِي خَبْزًا
- L. Have a conversation.
يَتَحَدَّثُونَ
- M. Go back to class.
يَرْجِعُ إِلَى الْمَوْجِد
- N. Throw away trash.
يُتْرِكُ النُجَسَ
- O. Leave the room.
يَخْرُجُ مِنَ الْمَوْجِد
- P. Turn off the lights.
يُغْلِقُ الْمَوْجِد

Grammar Point: present continuous

Use **be + verb + ing**

He is walking. They are entering.

Note: He is running. They are leaving.

Look at the pictures.

Describe what is happening.

A: They are entering the room.

B: He is walking.



A. **start** a conversation

البدء بالمحادثة

B. **make** small talk

محادثات

C. **compliment** someone

مطابق شخصاً

D. **offer** something

العرض لشيء

E. **thank** someone

الشكر شخصاً

F. **apologize**

اعتذر

G. **accept** an apology

قبول الاعتذار

H. **invite** someone

الطلب لشيء

I. **accept** an invitation

القبول لشيء

J. **decline** an invitation

رفض دعوة

K. **agree**

اتفق

L. **disagree**

التفكر

M. **explain** something

التوضيح لشيء

N. **check** your understanding

التأكد من فهمك لشيء



More vocabulary

request: to ask for something

accept a compliment: to thank someone for a compliment


Pair practice. Follow the directions.

1. Start a conversation with your partner.
2. Make small talk with your partner.
3. Compliment each other.



Temperature **درجة الحرارة**

1. Fahrenheit **درجة فهرنهايت**
2. Celsius **درجة مئوية**
3. hot **حار**
4. warm **دافئ**
5. cool **معتدل**
6. cold **بارد**
7. freezing **تجمد**
8. degrees **درجة**



A Weather Map **خريطة الطقس**



9. sunny / clear **الطقس الصافي**
10. cloudy **سحب**
11. raining **مطر**
12. snowing **سقوط ثلج**

Weather Conditions **أنواع الطقس**



13. heat wave **موجة حر**
14. smoggy **ضباب كثيف**
15. humid **رطب**
16. thunderstorm **عاصفة رعدية**
17. lightning **برق**
18. windy **عاصف / عاصف الرياح**
19. dust storm **عاصفة ترابية**
20. foggy **ضبابي**
21. hailstorm **عاصفة من الحصى**
22. icy **جليدي**
23. snowstorm / blizzard **عاصفة ثلجية / عاصفة ثلجية شديدة**

Ways to talk about the weather

It's sunny in Dallas.
 What's the temperature?
 It's 108. They're having a heat wave.

Pair practice. Make new conversations.

A: What's the weather like in Chicago?
 B: It's raining and it's cold. It's 30 degrees.



PARTS OF A PHONE



1. receiver / handset

مستقبل الهاتف / المسموع

2. cord

سلك الهاتف / السلك

3. phone jack

مخرج الهاتف / التليفون

4. phone line

سلك الهاتف / التليفون

5. key pad

لوحة المفاتيح

6. star key

مفتاح النجمة

7. pound key

مفتاح الجنيه

8. cellular phone

هاتف التليفون المحمول / الموبايل

9. antenna

مخروط الهوائي

10. charger

مطعم

11. strong signal

إشارة قوية

12. weak signal

إشارة ضعيفة




13. headset

مستعمل رأس سماعة الهاتف



14. wireless headset

مستعمل رأس سماعة الهاتف لاسلكي



15. calling card

بطاقة التليفون (مفتاح رقم الهاتف)

16. access number

رقم التليفون



17. answering machine

جهاز الرد على الهاتف

19. text message

رسالة نصية



20. Internet phone call

مكالمة هاتفية التليفون على الإنترنت



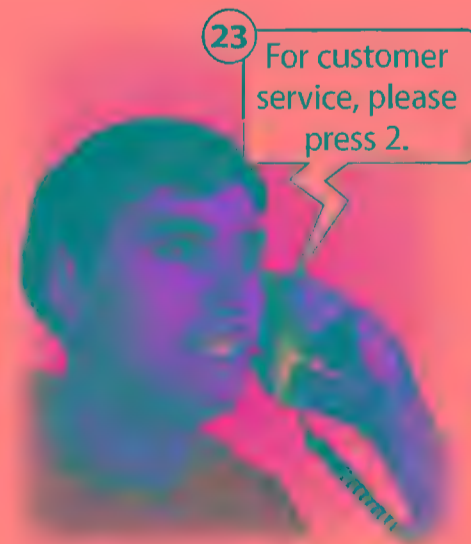
21. operator

موظف التليفون



22. directory assistance

المعلومات



23. automated phone system

مخرج الهاتف / التليفون آلي



24



25



26



27

24. cordless phone

هاتف / التليفون لاسلكي

25. pay phone

هاتف / التليفون / كارت / التليفون

26. TDD*

جهاز هاتف / التليفون للتواصل بصريا

27. smart phone

هاتف / التليفون ذكي

Reading a Phone Bill قراءة الفاتورة الهاتف / التليفون

28. phone bill

الفاتورة الهاتف / التليفون

29. area code

رمز / المنطقة الهاتفية

30. phone number

رقم الهاتف / التليفون

31. local call

مكالمة محلية

32. long distance call

مكالمة بعيدة

33. country code

رمز البلد

34. city code

رمز المدينة

35. international call

مكالمة دولية

Page 1 of 2

rtt Your Phone Company Statement
October 8-November 8, 2010

Customer ID 505-555-6090 Linda Lopez
1212 Marble Lane
Roswell, NM 88203

LOCAL CALLS

DATE	NUMBER CALLED	TIME	RATE
OCT 12	505-555-2346	2:15 p.m.	day
OCT 17	505-555-7890	7:30 p.m.	night
NOV 1	505-555-6176	7:00 a.m.	day
NOV 8	505-555-7890	6:30 p.m.	night


Customer ID 505-555-6090
Linda Lopez

INTERNATIONAL CALLS

DATE	NUMBER CALLED	WHERE	TIME	RATE
OCT 10	212-555-1234	New York, NY	3:00 p.m.	day
OCT 31	415-555-6874	Marin, CA	9:45 p.m.	eve

INTERNATIONAL CALLS

OCT 30	56-2-555-1394	Chile		
OCT 30	81-3-555-2086	Japan		



Making a Phone Call إجراء مكالمة هاتفية / التليفونية



A



B



C



D

A. Dial the phone number.

هاتف / التليفون / رقم الهاتف / التليفون

B. Press "send".

العمود / ضغط / التليفون

C. Talk on the phone.

تحدث على الهاتف / التليفون

D. Hang up. / Press "end".

هاتف / التليفون / ضغط / التليفون

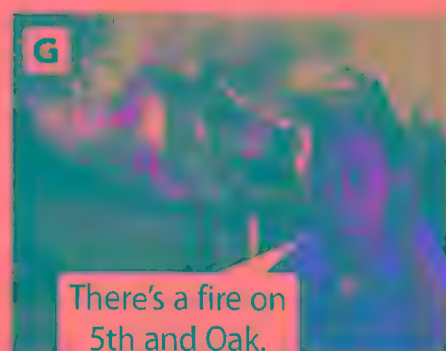
Making an Emergency Call إجراء مكالمة في حالة طارئة



E



F



G



H

E. Dial 911.

تصوير / التليفون / رقم / 911

F. Give your name.

أعطيكم اسمي

G. State the emergency.

أخبرني حالة الطارئة

H. Stay on the line.

انظر على الخط

*telecommunication device for the deaf



Cardinal Numbers الأعداد الأصلية

0 zero صفر	20 twenty عشرون
1 one واحد	21 twenty-one واحد وعشرون
2 two اثنان	22 twenty-two اثنان وعشرون
3 three ثلاثة	23 twenty-three ثلاثة وعشرون
4 four أربعة	24 twenty-four أربعة وعشرون
5 five خمسة	25 twenty-five خمسة وعشرون
6 six ستة	30 thirty ثلاثون
7 seven سبعة	40 forty أربعون
8 eight ثمانية	50 fifty خمسون
9 nine تسعة	60 sixty ستون
10 ten عشرة	70 seventy سبعون
11 eleven أحد عشر	80 eighty ثمانون
12 twelve اثنا عشر	90 ninety تسعون
13 thirteen ثلاثة عشر	100 one hundred مائة
14 fourteen أربعة عشر	101 one hundred one مائة واحد
15 fifteen خمس عشر	1,000 one thousand ألف
16 sixteen ستة عشر	10,000 ten thousand عشرة آلاف
17 seventeen سبعة عشر	100,000 one hundred thousand مائة ألف
18 eighteen ثمانية عشر	1,000,000 one million مليون
19 nineteen تسعة عشر	1,000,000,000 one billion بليون (مليار)


Ordinal Numbers الأعداد الترتيبية

1st first الأول	16th sixteenth السادس عشر
2nd second الثاني	17th seventeenth السابع عشر
3rd third الثالث	18th eighteenth الثامن عشر
4th fourth الرابع	19th nineteenth التاسع عشر
5th fifth الخامس	20th twentieth العشرون
6th sixth السادس	21st twenty-first الواحد والعشرون
7th seventh السابع	30th thirtieth الثلاثون
8th eighth الثامن	40th fortieth الأربعون
9th ninth التاسع	50th fiftieth الخمسون
10th tenth العاشر	60th sixtieth الستون
11th eleventh الحادي عشر	70th seventieth السبعون
12th twelfth الثاني عشر	80th eightieth الثمانون
13th thirteenth الثالث عشر	90th ninetieth التسعون
14th fourteenth الرابع عشر	100th one hundredth المئوي
15th fifteenth الخامس عشر	1,000th one thousandth الألفي

Roman Numerals الأعداد الرومانية

I = 1	VII = 7	XXX = 30
II = 2	VIII = 8	XL = 40
III = 3	IX = 9	L = 50
IV = 4	X = 10	C = 100
V = 5	XV = 15	D = 500
VI = 6	XX = 20	M = 1,000





A. divide

اقسم



B. calculate

احسبي



C. measure

قيس




D. convert

حوّلي

Fractions and Decimals الكسور والكسور العشرية



1. one whole
 $1 = 1.00$
واحد كتمر



2. one half
 $1/2 = .5$
نصف



3. one third
 $1/3 = .333$
ثلث



4. one fourth
 $1/4 = .25$
رابع



5. one eighth
 $1/8 = .125$
ثمان

Percents النسب المئوية

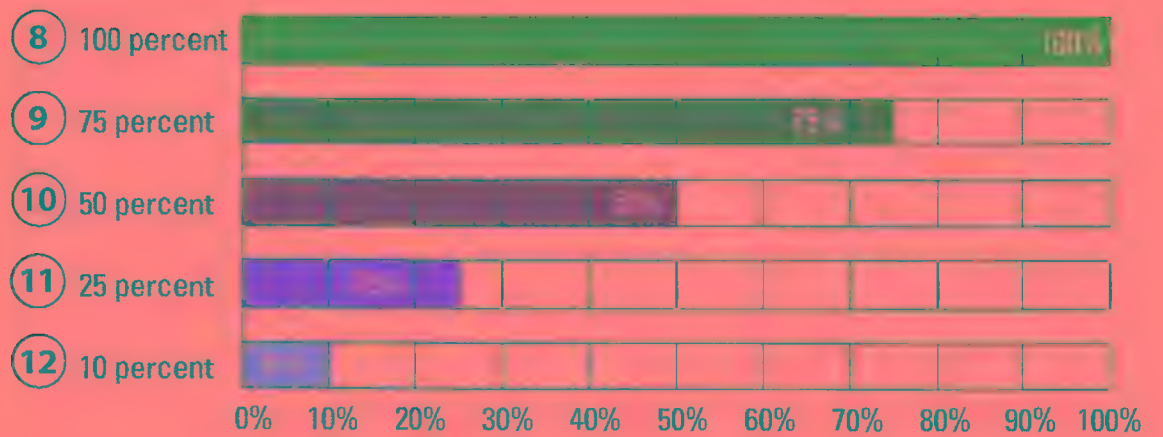


6. calculator

آلة حاسبة

7. decimal point

نقطة عشرية



8. 100 percent

١٠٠ بالمائة

10. 50 percent

٥٠ بالمائة

12. 10 percent

١٠ بالمائة

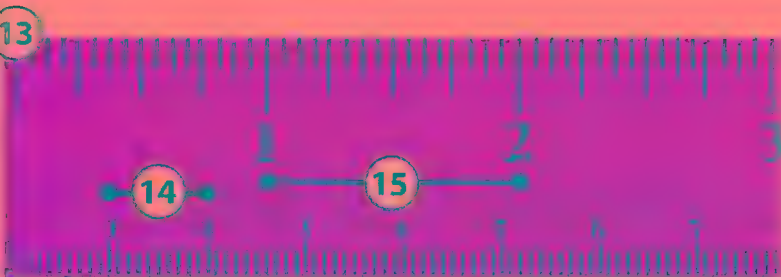
9. 75 percent

٧٥ بالمائة

11. 25 percent

٢٥ بالمائة

Measurement قياسات



13. ruler

مسطرة


15. inch [in.]

بوصة

14. centimeter [cm]

سنتمتر [سم]

Dimensions أبعاد



16. height

ارتفاع

18. depth

عمق

17. length

طول

19. width

عرض

Equivalencies

12 inches = 1 foot

3 feet = 1 yard

1,760 yards = 1 mile

1 inch = 2.54 centimeters

1 yard = .91 meters

1 mile = 1.6 kilometers



Telling Time **قراءة الوقت بطرق مختلفة**




1. hour

ساعة



2. minutes

دقائق



3. seconds

ثوان



4. a.m.

ق.ظ. (قبل الظهر)



5. p.m.

م.ظ. (بعد الظهر)



6. 1:00
one o'clock
لساعة الواحدة



7. 1:05
one-oh-five
five after one
أول ساعة وخمس دقائق



8. 1:10
one-ten
ten after one
الواحدة وعشر دقائق



9. 1:15
one-fifteen
a quarter after one
أول ساعة وخمس عشر دقيقة
الربع والواحد



10. 1:20
one-twenty
twenty after one
الواحد وعشرون دقيقة
الواحدة والثلاث



11. 1:30
one-thirty
half past one
أول ساعة وأربعون دقيقة
أول ساعة والنصف



12. 1:40
one-forty
twenty to two
الواحدة وأربعون دقيقة
عشرون إلى ساعتين



13. 1:45
one-forty-five
a quarter to two
الواحدة وخمسة وأربعون دقيقة
أربعون إلى ساعتين

Times of Day **أوقات اليوم**



14. sunrise

شروق الشمس



15. morning

الصباح



16. noon

التيم




17. afternoon

بعد الظهر (المساء)




18. sunset

غروب الشمس




19. evening

المساء



20. night

الليل



21. midnight

منتصف الليل

Ways to talk about time

I wake up at 6:30 a.m.

I wake up at 6:30 in the morning.


I wake up at 6:30.

Pair practice. Make new conversations.

A: What time do you wake up on weekdays?

B: At 6:30 a.m. How about you?

A: I wake up at 7:00.



22. early

مبكر



23. on time

في الوقت المحدد



24. late

متاخر



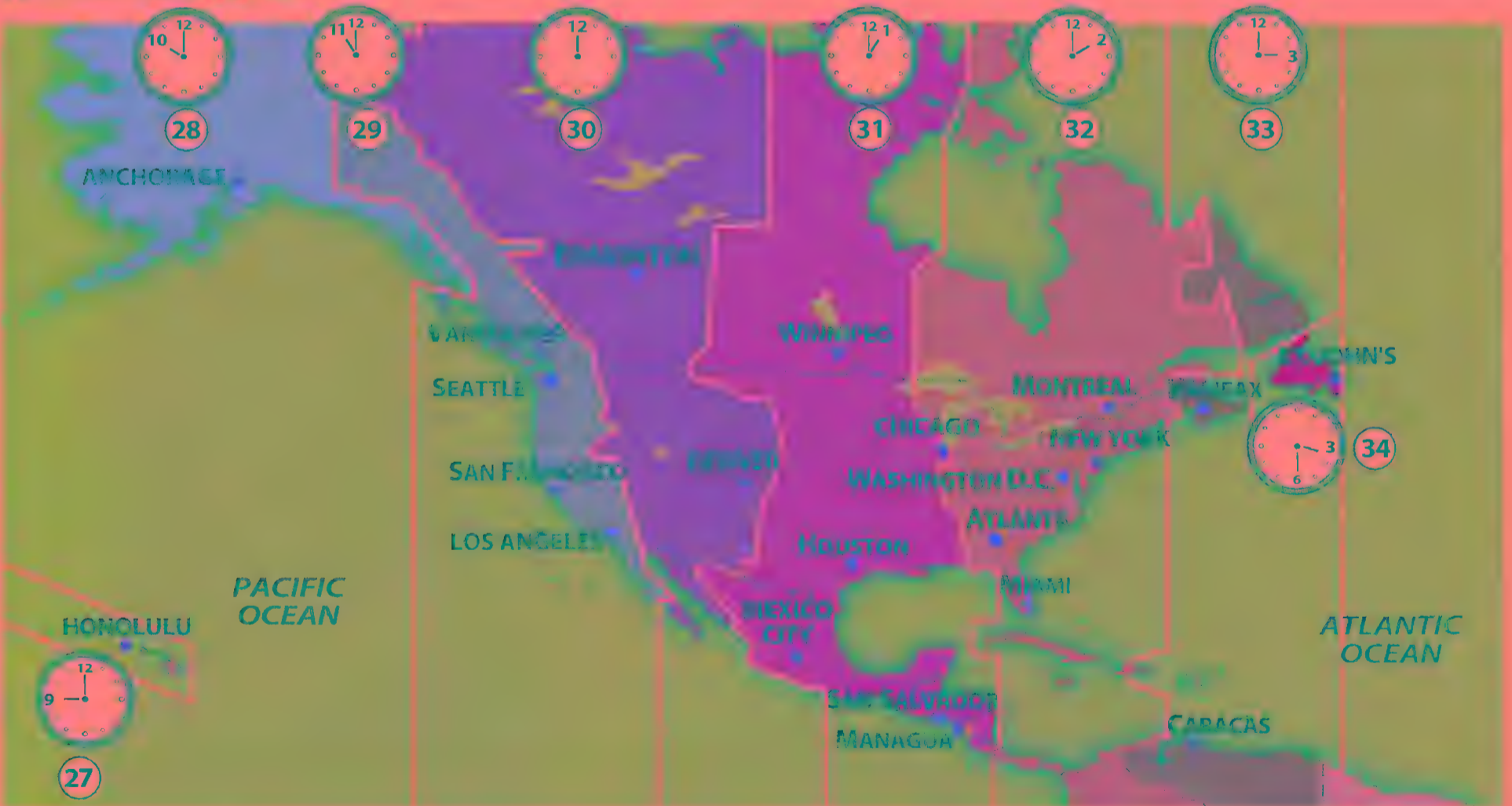
25. daylight saving time

التوقيت الصيفي

26. standard time

التوقيت القياسي (التقوي)

Time Zones مناطق التوقيت



27. Hawaii-Aleutian time

التوقيت الهوائي - الأليوت

29. Pacific time

توقيت المحيط الهادئ

31. Central time

توقيت الولايات الوسطى

33. Atlantic time

التوقيت الأطلنطي

28. Alaska time

توقيت ألاسكا

30. Mountain time

توقيت الجبل

32. Eastern time

توقيت الولايات الشرقية

34. Newfoundland time

توقيت نيو فاوندلاند

Ask your classmates. Share the answers.

1. When do you watch television? study? relax?
2. Do you like to stay up after midnight?
3. Do you like to wake up late on weekends?

Think about it. Discuss.

1. What is your favorite time of day? Why?
2. Do you think daylight saving time is a good idea? Why or why not?



- 1. date
تاريخ
- 2. day
يوم
- 3. month
أحد
- 4. year
سنة



- 5. today
اليوم
- 6. tomorrow
الغد (غدا)
- 7. yesterday
الأمس

Days of the Week

أيام الأسبوع

- 8. Sunday
الأحد
- 9. Monday
الاثنين
- 10. Tuesday
الثلاثاء
- 11. Wednesday
الأربعاء
- 12. Thursday
الخميس
- 13. Friday
الجمعة
- 14. Saturday
السبت

MAY						
8	9	10	11	12	13	14
SUN	MON	TUE	WED	THU	FRI	SAT
1	2	3	4	5	6	7
8	9	10	11	12	13	14
15	16	17	18	19	20	21
22	23	24	25	26	27	28
29	30	31				

- 15. week
أسبوع
- 16. weekdays
أيام الأسبوع
- 17. weekend
نهاية الأسبوع (عطلة نهاية الأسبوع)

Frequency

التكرار

- 18. last week
الأسبوع الماضي
- 19. this week
الأسبوع الحالي
- 20. next week
الأسبوع القادم

MAY						
SUN	MON	TUE	WED	THU	FRI	SAT
18	X	X	X	X	X	X
19	8	9	10	11	12	13
20	15	16	17	18	19	20
	22	23	24	25	26	27

SUN	MON	TUE	WED	THU	FRI	SAT
✓	✓	✓	✓	✓	✓	✓
	✓					
	✓		✓			
	✓	✓		✓		

- 21. every day / daily
كل يوم / يوميا
- 22. once a week
مرة في الأسبوع
- 23. twice a week
مرتان في الأسبوع
- 24. three times a week
ثلاث مرات في الأسبوع

Ways to say the date

Today is May 10th. It's the tenth.

Yesterday was May 9th.

The party is on May 21st.

Pair practice. Make new conversations.

A: The test is on Friday, June 14th.

B: Did you say Friday, the fourteenth?

A: Yes, the fourteenth.



25 JAN

SUN	MON	TUE	WED	THU	FRI	SAT
					1	2
3	4	5	6	7	8	9
10	11	12	13	14	15	16
17	18	19	20	21	22	23
24 31	25	26	27	28	29	30

26 FEB

SUN	MON	TUE	WED	THU	FRI	SAT
	1	2	3	4	5	6
7	8	9	10	11	12	13
14	15	16	17	18	19	20
21	22	23	24	25	26	27
28						

27 MAR

SUN	MON	TUE	WED	THU	FRI	SAT
	1	2	3	4	5	6
7	8	9	10	11	12	13
14	15	16	17	18	19	20
21	22	23	24	25	26	27
28	29	30	31			

28 APR

SUN	MON	TUE	WED	THU	FRI	SAT
				1	2	3
4	5	6	7	8	9	10
11	12	13	14	15	16	17
18	19	20	21	22	23	24
25	26	27	28	29	30	

29 MAY

SUN	MON	TUE	WED	THU	FRI	SAT
						1
2	3	4	5	6	7	8
9	10	11	12	13	14	15
16	17	18	19	20	21	22
23 30	24 31	25	26	27	28	29

30 JUN

SUN	MON	TUE	WED	THU	FRI	SAT
		1	2	3	4	5
6	7	8	9	10	11	12
13	14	15	16	17	18	19
20	21	22	23	24	25	26
27	28	29	30			

31 JUL

SUN	MON	TUE	WED	THU	FRI	SAT
				1	2	3
4	5	6	7	8	9	10
11	12	13	14	15	16	17
18	19	20	21	22	23	24
25	26	27	28	29	30	31

32 AUG

SUN	MON	TUE	WED	THU	FRI	SAT
1	2	3	4	5	6	7
8	9	10	11	12	13	14
15	16	17	18	19	20	21
22	23	24	25	26	27	28
29	30	31				

33 SEP

SUN	MON	TUE	WED	THU	FRI	SAT
			1	2	3	4
5	6	7	8	9	10	11
12	13	14	15	16	17	18
19	20	21	22	23	24	25
26	27	28	29	30		

34 OCT

SUN	MON	TUE	WED	THU	FRI	SAT
					1	2
3	4	5	6	7	8	9
10	11	12	13	14	15	16
17	18	19	20	21	22	23
24 31	25	26	27	28	29	30

35 NOV

SUN	MON	TUE	WED	THU	FRI	SAT
	1	2	3	4	5	6
7	8	9	10	11	12	13
14	15	16	17	18	19	20
21	22	23	24	25	26	27
28	29	30				

36 DEC

SUN	MON	TUE	WED	THU	FRI	SAT
			1	2	3	4
5	6	7	8	9	10	11
12	13	14	15	16	17	18
19	20	21	22	23	24	25
26	27	28	29	30	31	

Months of the Year

شهور السنة

25. January

يناير / كانون الثاني

26. February

فبراير / شباط

27. March

مارس / آذار

28. April

أبريل / نيسان

29. May

مايو / أيار

30. June

يونيو / حزيران

31. July

يوليو / تموز

32. August

أغسطس / آب

33. September

سبتمبر / أيلول

34. October

أكتوبر / تشرين الأول

35. November

نوفمبر / تشرين الثاني

36. December

ديسمبر / كانون الأول

37



38



39



40



Seasons

فصول السنة

37. spring

الربيع

38. summer

الصيف

39. fall / autumn

الخريف

40. winter

الشتاء

Dictate to your partner. Take turns.

A: Write Monday.

B: Is it spelled M-o-n-d-a-y?

A: Yes, that's right.

Ask your classmates. Share the answers.

1. What is your favorite day of the week? Why?

2. What is your busiest day of the week? Why?

3. What is your favorite season of the year? Why?



1. birthday

عيد ميلاد



2. wedding

زواج / عرس



3. anniversary

عيد ميلاد



4. appointment

موعد



5. parent-teacher conference

مؤتمر / اجتماع



6. vacation

إجازة / سفر



7. religious holiday

عيد ديني



8. legal holiday

عيد رسمي

Legal Holidays الأعياد الرسمية



Happy New Year!

9. New Year's Day

عيد رأس السنة



10. Martin Luther King Jr. Day

عيد ميلاد مارتن لوتر كينغ جونيور



11. Presidents' Day

عيد الرؤساء



12. Memorial Day

عيد التوري



13. Fourth of July / Independence Day

عيد الرابع من يوليو / عيد الاستقلال



14. Labor Day

عيد العمال



15. Columbus Day

عيد كولومبس



16. Veterans Day

عيد العسكريين الكبار



17. Thanksgiving

عيد الشكر

18. Christmas

عيد ميلاد المسيح

Pair practice. Make new conversations.

A: When is your birthday?

B: It's on January 31st. How about you?

A: It's on December 22nd.

Ask your classmates. Share the answers.

1. What are the legal holidays in your native country?

2. When is Labor Day in your native country?

3. When do you celebrate the New Year in your native country?

1. **little hand**

يد صغيرة

2. **big hand**

يد كبيرة

3. **fast driver**

سائق سريع

4. **slow driver**

سائق بطيء

5. **hard chair**

مقعد صلب (خشبي)

6. **soft chair**

مقعد طري (إسفنج)

7. **thick book**

كتاب سميك (خفيف)

8. **thin book**

كتاب رقيق (ثقيل)

9. **full glass**

كوب ممتلئ

10. **empty glass**

كوب فارغ

11. **noisy children / loud children**

أطفال صاخبين

12. **quiet children**

أطفال هادئين



13

13. **heavy box**

صندوق ثقيل



14

14. **light box**

صندوق خفيف



15

15. **same color**

ملابس ذات لون متشابهة



16

16. **different colors**

ألوان مختلفة



17

17. **good dog**

كلب طيب



18

18. **bad dog**

كلب غير طيب



19

19. **expensive ring**


خاتم باهظ



20

20. **cheap ring**

خاتم رخيص



21

21. **beautiful view**

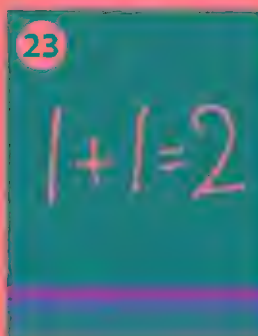
منظر رائع



22

22. **ugly view**

منظر قبيح



23

23. **easy problem**

مشكلة سهلة



24

24. **difficult problem / hard problem**

مشكلة صعبة

Ask your classmates. Share the answers.

1. Are you a slow driver or a fast driver?
2. Do you prefer a hard bed or a soft bed?
3. Do you like loud parties or quiet parties?

Use the new words.

Look at page 150–151. Describe the things you see.

A: *The street is hard.*B: *The truck is heavy.*



Basic Colors الألوان الأساسية

1. red

أحمر

2. yellow

أصفر

3. blue

أزرق

4. orange

برتقالي

5. green

أخضر

6. purple

بنفسجي

7. pink

وردي

8. violet

بنفسج

9. turquoise

سماوي

10. dark blue

أزرق غامق

11. light blue

أزرق فاتح

12. bright blue

أزرق ساطع

Neutral Colors الألوان المتعادلة

13. black

أسود

14. white

أبيض

15. gray

رمادي

16. cream / ivory

بيج / عاجي

17. brown

بني

18. beige / tan

بيج / بني فاتح

Ask your classmates. Share the answers.

1. What colors are you wearing today?
2. What colors do you like?
3. Is there a color you don't like? What is it?

Use the new words. Look at pages 86–87.

Take turns naming the colors you see.

A: His shirt is blue.

B: Her shoes are white.



1. The yellow sweaters are **on the left**.

المخضبات (القمم) الصفراء على الجهة اليسرى.

2. The purple sweaters are **in the middle**.

المخضبات (القمم) البنفسجية في المنتصف.

3. The brown sweaters are **on the right**.

المخضبات (القمم) البنية على الجهة اليمنى.

4. The red sweaters are **above** the blue sweaters.

المخضبات (القمم) الحمراء فوق المخضبات (القمم) الزرقاء.

5. The blue sweaters are **below** the red sweaters.

المخضبات (القمم) الزرقاء أسفل المخضبات (القمم) الحمراء.

6. The turquoise sweater is **in** the box.

المخضب (القمم) الخضر في الصندوق.

7. The white sweater is **in front of** the black sweater.

المخضب (القمم) الأبيض أمام المخضب (القمم) الأسود.

8. The black sweater is **behind** the white sweater.

المخضب (القمم) الأسود خلف المخضب (القمم) الأبيض.

9. The orange sweater is **on** the gray sweater.

المخضب (القمم) البرتقالي فوق المخضب (القمم) الرمادي.

10. The violet sweater is **next to** the gray sweater.

المخضب (القمم) البنفسجي بجانب المخضب (القمم) الرمادي.

11. The gray sweater is **under** the orange sweater.

المخضب (القمم) الرمادي أسفل المخضب (القمم) البرتقالي.

12. The green sweater is **between** the pink sweaters.

المخضب (القمم) الأخضر بين المخضبات (القمم) الوردية.

More vocabulary

near: in the same area

far from: not near

Role play. Make new conversations.

A: Excuse me. Where are the red sweaters?

B: They're on the left, above the blue sweaters.

A: Thanks very much.



Money

المال

Coins

عملة



1. \$.01 = 1¢
a penny / 1 cent

أنتوني واشنطن

2. \$.05 = 5¢
a nickel / 5 cents

نيسون هانكوك

3. \$.10 = 10¢
a dime / 10 cents

فرانكلين روزفلت

4. \$.25 = 25¢
a quarter / 25 cents

جورج واشنطن

5. \$.50 = 50¢
a half dollar

جيفerson

6. \$1.00
a dollar coin

جيفerson

Bills

ورقة



7. \$1.00
a dollar

بنجامين فرانكلين



8. \$5.00
five dollars

أبيلين لامبارد



9. \$10.00
ten dollars

أندرو جاكسون



10. \$20.00
twenty dollars

جيمس مونرو



11. \$50.00
fifty dollars

وليام هنري هافيلاند



12. \$100.00
one hundred dollars

بنجامين فرانكلين



A. Get change.

أستلم بغير مال



B. Borrow money.

أعترض / استعطف

C. Lend money.

أعطي / أستعطي



D. Pay back the money.

أردت

Pair practice. Make new conversations.

- A: Do you have change for a dollar?
- B: Sure. How about two quarters and five dimes?
- A: Perfect!

Think about it. Discuss.

- 1. Is it a good idea to lend money to a friend? Why or why not?
- 2. Is it better to carry a dollar or four quarters? Why?
- 3. Do you prefer dollar coins or dollar bills? Why?



Ways to Pay طرق الدفع



A. pay cash

دفع نقداً



B. use a credit card

يستخدم بطاقة ائتمان



C. use a debit card

يستخدم بطاقة الخصم من الحساب



D. write a (personal) check

يكتب شيكاً شخصياً



E. use a gift card

يستخدم بطاقة هدية



F. cash a traveler's check

يبيع شيكاً سياحياً



1. price tag

شكلاً السعر

3. sale price

سعر القروضات (الخصم)

5. SKU number

رقم تعريف المنتج (SKU)

7. price / cost

السعر والتكلفة

9. total

المجموع الإجمالي

2. regular price

السعر العادي

4. bar code

شريط الترميز

6. receipt

الإيصال / إيصال

8. sales tax

ضريبة المبيعات

10. cash register

آلة تسجيل النقد



G. buy / pay for

التسوق / الدفع مقابل



H. return

إرجاع



I. exchange

تبادل



1. twins

توائم

3. matching

متطابق

5. navy blue

الزرق الداكن

A. shop

تسوق

2. sweater

سترة

4. disappointed

المتحزن

6. happy

سعيد

B. keep

المحافظة




3

Look at the pictures.
What do you see?

Answer the questions.

1. Who is the woman shopping for?
2. Does she buy matching sweaters or different sweaters?
3. How does Anya feel about her green sweater? What does she do?
4. What does Manda do with her sweater?

 **Read the story.**

Same and Different

Mrs. Kumar likes to shop for her twins. Today she's looking at sweaters. There are many different colors on sale. Mrs. Kumar chooses two matching green sweaters.

The next day, Manda and Anya open their gifts. Manda likes the green sweater, but Anya is disappointed. Mrs. Kumar understands the problem. Anya wants to be different.


Manda keeps her sweater. But Anya goes to the store. She exchanges her green sweater for a navy blue sweater. It's an easy answer to Anya's problem. Now the twins can be warm, happy, and different.

Think about it.

1. Do you like to shop for other people? Why or why not?
2. Imagine you are Anya. Would you keep the sweater or exchange it? Why?



6



1. man

رجل

2. woman

مرأة

3. women

نساء

4. men

رجال

5. senior citizen

كبار السن



Listen and point. Take turns.

A: Point to a woman.

B: Point to a senior citizen.

A: Point to an infant.

Dictate to your partner. Take turns.

A: Write woman.

B: Is that spelled w-o-m-a-n?

A: Yes, that's right, woman.



- 6. infant
الرضع
- 7. baby
طفل
- 8. toddler
طفلا في السنة الأولى من العمر
- 9. 6-year-old boy
ولد في عمر 6 سنوات
- 10. 10-year-old girl
فتاة بعمر 10 سنوات
- 11. teenager / teen
مراهق / مراهقة بين سن 13 و 19

Ways to talk about age

1 month – 3 months old = **infant**
 18 months – 3 years old = **toddler**
 3 years old – 12 years old = **child**

13 – 19 years old = **teenager**
 18+ years old = **adult**
 62+ years old = **senior citizen**

Pair practice. Make new conversations.

A: How old is Sandra?
 B: She's thirteen years old.
 A: Wow, she's a teenager now!



Age العمر

- 1. young شبابي
- 2. middle-aged متوسط العمر
- 3. elderly عمر كبير



Height الطول

- 4. tall طويل
- 5. average height متوسط الطول
- 6. short قصير



Weight الوزن

- 7. heavy / fat ثقيل
- 8. average weight متوسط الوزن
- 9. thin / slender رقيق



Disabilities إعاقة

- 10. physically challenged إعاقة
- 11. sight impaired / blind إعاقة
- 12. hearing impaired / deaf إعاقة

Appearance المظهر



13. attractive جذاب

14. cute محبب

15. pregnant محملة

16. mole بقعة

17. pierced ear إبريقية

18. tattoo وشم

Ways to describe people

He's a heavy, young man.

She's a pregnant woman with a mole.


He's sight impaired.

Use the new words. Look at pages 2-3.

Describe the people and point. Take turns.

A: He's a tall, thin, middle-aged man.

B: She's a short, average-weight young woman.



- | | | | | |
|---|--|--|----------------------------|------------------------------------|
| 1. short hair
شعر قصير | 6. beard
شعر | 11. curly hair
شعر مجعد | 16. black hair
شعر أسود | 21. comb
شطط |
| 2. shoulder-length hair
شعر وأصابع الكتف | 7. sideburns
الشعر اللحية إلى الأذن | 12. bald
أعرج | 17. blond hair
شعر أبيض | 22. brush
فرشاة |
| 3. long hair
شعر طويل | 8. bangs
عصابة | 13. gray hair
شعر فاتح إلى أبيض | 18. brown hair
شعر بني | 23. blow dryer
جهاز الشعر الجاف |
| 4. part
فراغ الشعر | 9. straight hair
شعر مستقيم | 14. corn rows
أصابع الشعر بطول فروة الرأس | 19. rollers
بكرات الشعر | |
| 5. mustache
شعر أذن اللحية | 10. wavy hair
شعر موج | 15. red hair
شعر أحمر | 20. scissors
مقص | |

Style Hair تصفيف الشعر



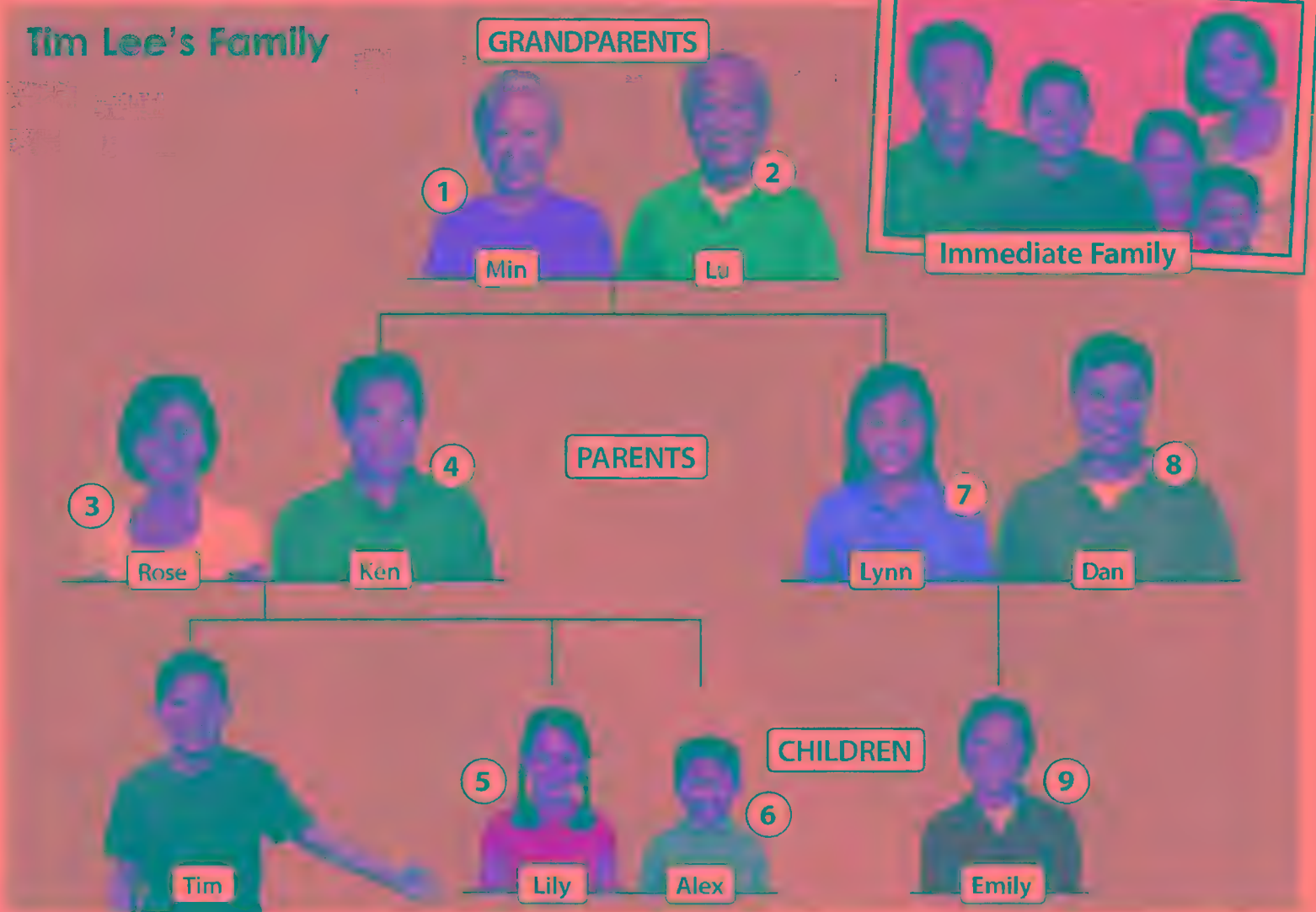
- | | | | |
|-------------------------|-----------------------------|---------------------------|--|
| A. cut hair
قص الشعر | B. perm hair
بكرات الشعر | C. set hair
جهاز الشعر | D. color hair / dye hair
تلون الشعر |
|-------------------------|-----------------------------|---------------------------|--|

<p>Ways to talk about hair</p> <p>Describe hair in this order: length, style, and then color. <i>She has <u>long</u>, <u>straight</u>, <u>brown</u> hair.</i></p>	<p>Role play. Talk to a stylist.</p> <p>A: <i>I need a new hairstyle.</i> B: <i>How about <u>short</u> and <u>straight</u>?</i> A: <i>Great. Do you think I should <u>dye</u> it?</i></p>
---	--



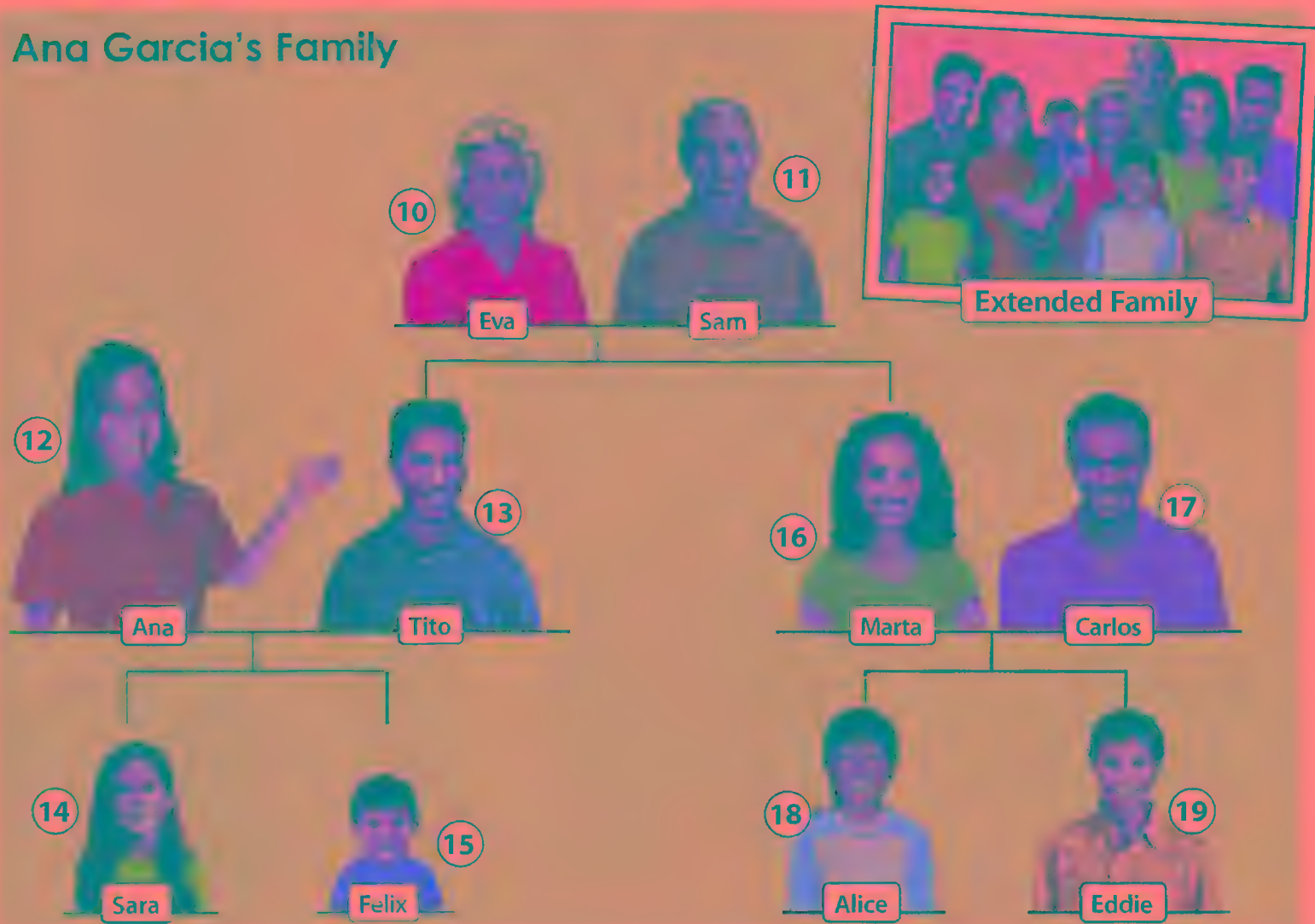
1. grandmother
جدّة
2. grandfather
جد
3. mother
أم
4. father
أب
5. sister
أخت
6. brother
أخ
7. aunt
عمّة / خالة
8. uncle
عم / خال
9. cousin
بنت/ابن عم(ة)/خال(ة)

Tim Lee's Family



10. mother-in-law
حمّة
11. father-in-law
حمو
12. wife
زوجة
13. husband
زوج
14. daughter
ابنة
15. son
ابن
16. sister-in-law
سلفة (أخت الزوج أو الزوجة / زوجة الأخ)
17. brother-in-law
سلف (أخو الزوج أو الزوجة / زوج الأخت)
18. niece
ابنة الأخ أو الأخت
19. nephew
ابن الاخ أو الأخت

Ana Garcia's Family



More vocabulary

Tim is Min and Lu's **grandson**.
Lily and Emily are Min and Lu's **granddaughters**.
Alex is Min's youngest **grandchild**.

Ana is Tito's **wife**.
Ana is Eva and Sam's **daughter-in-law**.
Carlos is Eva and Sam's **son-in-law**.

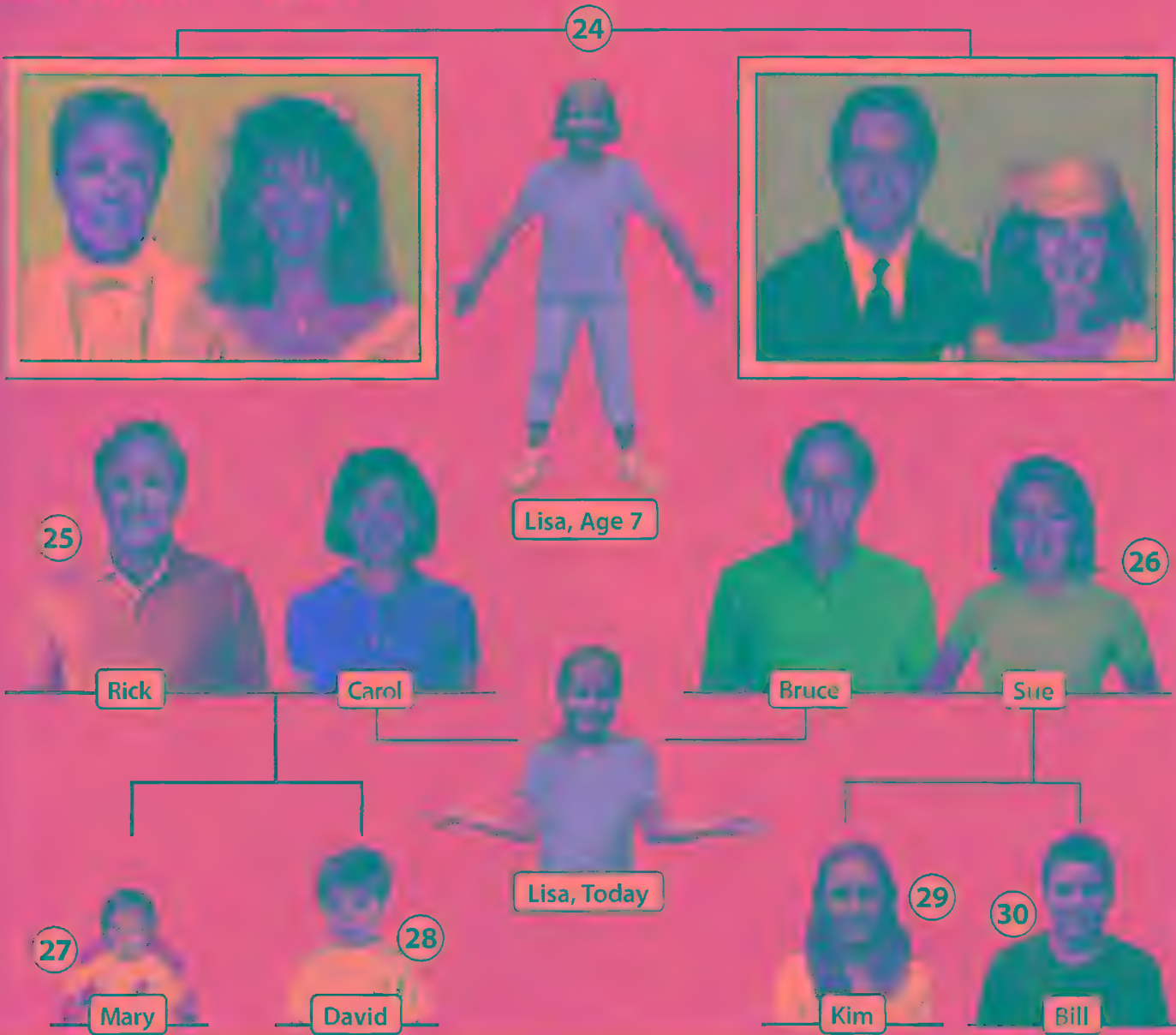


Carol, Bruce, and Lisa



Lisa, Age 4

Lisa Green's Family



- 20. married couple
شخصان متزوجان
- 21. divorced couple
شخصان مطلقان
- 22. single mother
أم وحيدة
- 23. single father
أب أعزب

- 24. remarried
متزوج للمرة الثانية
- 25. stepfather
زوج الأم
- 26. stepmother
زوجة الأب
- 27. half sister
أخت غير شقيقة
- 28. half brother
أخ غير شقيق
- 29. stepsister
الطالبة زوجة الأب أو زوج الأم
- 30. stepbrother
أخ من زوجة الأب أو زوج الأم

More vocabulary

Bruce is Carol's former husband or ex-husband.
 Carol is Bruce's former wife or ex-wife.
 Lisa is the stepdaughter of both Rick and Sue.

Look at the pictures.

Name the people.

A: Who is Lisa's half sister?

B: Mary is. Who is Lisa's stepsister?



A. hold

أحمله



B. nurse

أرضع



C. feed

أطعم



D. rock

أهدهو



E. undress

أفك الملابس



F. bathe

أغسل



G. change a diaper

أغير الحفاض



H. dress

ألبس



I. comfort

أريحه



J. praise

أشجع



K. discipline

أؤدب



L. buckle up

أحجزه في مقعد السيارة



M. play with

ألعب معه



N. read to

أقرأ له



O. sing a lullaby

أغني له أغنية النوم



P. kiss goodnight

أقبله ليلا

Look at the pictures.

Describe what is happening.

A: She's changing her baby's diaper.

B: He's kissing his son goodnight.

Ask your classmates. Share the answers.

1. Do you like to take care of children?
2. Do you prefer to read to children or play with them?
3. Can you sing a lullaby? Which one?



1. bottle
زجاجة رضاعة

2. nipple
حلمة زجاجة الرضاعة

3. formula
بديل لبن الأم (حليب مستحضر)

4. baby food
غذاء الأطفال

5. bib
فوطه صدرية

6. high chair
كرسي مرتفع

7. diaper pail
دلو الحفاضات

8. cloth diaper
حفاضات من القماش

9. safety pins
دبابيس أمان

10. disposable diaper
حفاضات يلقي بعد الاستعمال

11. training pants
بنطلون أطفال سهل التخلص

12. potty seat
نوتية للأطفال

13. baby lotion
غسول أطفال

14. baby powder
بودرة طفل

15. wipes
مناديل للتنظيف



16. baby bag
حقيبة مستلزمات الطفل

17. baby carrier
حمالة أطفال

18. stroller
متنزعة للأطفال

19. car safety seat
كرسي أمان لسلامة الأطفال بالسيارة

20. carriage
ربة أطفال

21. rocking chair
كرسي هزاز

22. nursery rhymes
أغاني تقليدية للأطفال

23. teddy bear
دبة معشوة

24. pacifier
عضاضة

25. teething ring
حلقة تسنين

26. rattle
شيشة

27. night light
ضوء ليلي (نور سهارى)

Dictate to your partner. Take turns.

A: Write pacifier.

B: Was that pacifier, p-a-c-i-f-i-e-r?

A: Yes, that's right.

Think about it. Discuss.

1. How can parents discipline toddlers? teens?
2. What are some things you can say to praise a child?
3. Why are nursery rhymes important for young children?



A. wake up

يستيقظ

B. get up

تقوم من السرير

C. take a shower

يتحلى

D. get dressed

يتلبس

E. eat breakfast

يتناول الإفطار

F. make lunch

تعد طعام زينة البيت

G. take the children to school / drop off the kids

يرسل الأطفال إلى المدرسة / يترك الأطفال بمسئولية المدرسة

H. take the bus to school

تأخذ بالترتيب إلى المدرسة بالسيارة

I. drive to work / go to work

يقود السيارة إلى مكان العمل / يتوجه إلى العمل

J. go to class

تذهب إلى مكان التعليم

K. work

يعمل

L. go to the grocery store

تذهب إلى سوق الخضار

M. pick up the kids

تجمع الأطفال من المدرسة

N. leave work

يترك العمل

Grammar Point: third person singular

For *he* and *she*, add *-s* or *-es* to the verb:

He wakes up.

He watches TV.


He gets up.

She goes to the store.

These verbs are different (irregular):

Be: She is in school at 10:00 a.m.

Have: He has dinner at 6:30 p.m.



O. **clean** the house

تنظيف المنزل

P. **exercise**

تدريبات رياضية

Q. **cook** dinner / **make** dinner

إعداد العشاء / إعداد العشاء

R. **come** home / **get** home

رجوع / العودة إلى المنزل

S. **have** dinner / **eat** dinner

تناول العشاء

T. **do** homework

إعداد الواجب المنزلي

U. **relax**

يستريح

V. **read** the paper

اقرأ الصحيفة

W. **check** email

التحقق من البريد الإلكتروني

X. **watch** TV

مشاهدة التلفاز

Y. **go** to bed

الذهاب إلى الفراش

Z. **go** to sleep

يتم النوم

Pair practice. Make new conversations.

A: When does he go to work?

B: He goes to work at 8:00 a.m. When does she go to class?

A: She goes to class at 10:00 a.m.

Ask your classmates. Share the answers.

1. Who cooks dinner in your family?
2. Who goes to the grocery store?
3. Who goes to work?



A. be born

ولد



B. start school

مطار المدرسة



1. birth certificate

شهادة ميلاد



2. Resident Alien card / green card

بطاقة إقامة دائمة / البطاقة الخضراء



3. diploma

شهادة تخرج



C. immigrate

هجرة إلى بلد



D. graduate

تخرج



E. learn to drive

تعلم قيادة السيارة



F. get a job

مطار العمل وبتجارة



4. driver's license

بطاقة قيادة السيارة



5. Social Security card

بطاقة ضمان الاجتماعي



G. become a citizen

يصبح مواطناً



H. fall in love

يخالف في حب



6. Certificate of Naturalization

شهادة المواطنة

Grammar Point: past tense

start	} +ed	immigrate	} +d
learn		graduate	
travel		retire	
		die	

These verbs are different (irregular):

be – was	go – went	buy – bought
get – got	have – had	
become – became	fall – fell	




1956

I. go to college
بالمعل بالمدن



1958

J. get engaged
مئك المئك



7. college degree
المئك المئك



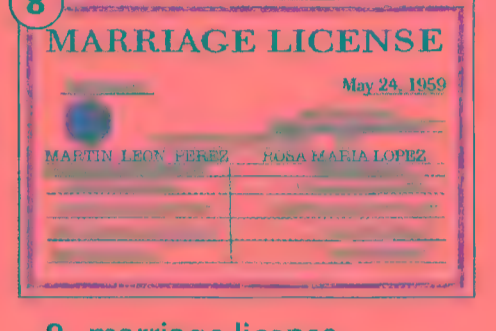
1959

K. get married
المئك



1961

L. have a baby
المئك المئك



8. marriage license
المئك المئك



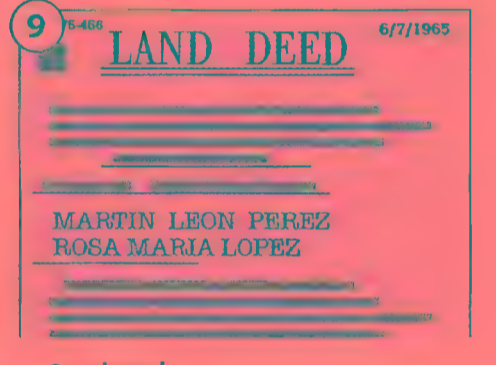
1965

M. buy a home
بالمئك المئك



1986

N. become a grandparent
المئك المئك



9. deed
المئك المئك



2000

O. retire
المئك



2005

P. travel
المئك



10. passport
المئك المئك



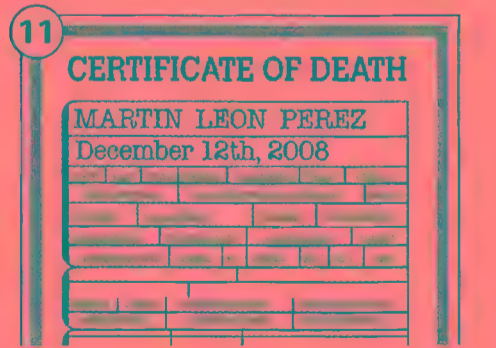
2006

Q. volunteer
المئك



2008

R. die
المئك المئك




11. death certificate
المئك المئك

More vocabulary

When a husband dies, his wife becomes a **widow**.
When a wife dies, her husband becomes a **widower**.

Ask your classmates. Share the answers.

1. When did you start school?
2. When did you get your first job?
3. Do you want to travel?




- 1. hot
ساخن / ساخن جداً
- 2. thirsty
عطشان / عطشان جداً
- 3. sleepy
مريض
- 4. cold
ساخن / ساخن جداً
- 5. hungry
مريض / جوعان
- 6. full / satisfied
مريض / ممتلئ



- 7. disgusted
مريض
- 8. calm
مريض
- 9. uncomfortable
مريض / غير مريح
- 10. nervous
مريض



- 11. in pain
مريض / مريض جداً / مريض جداً
- 12. sick
مريض
- 13. worried
مريض
- 14. well
مريض / مريض
- 15. relieved
مريض



- 16. hurt
مريض / مريض
- 17. lonely
مريض
- 18. in love
مريض / مريض



Pair practice. Make new conversations.

- A: How are you doing?
- B: I'm hungry. How about you?
- A: I'm hungry and thirsty, too!

Use the new words.

- Look at pages 40–41. Describe what each person is feeling.
- A: Martin is excited.
- B: Martin's mother is proud.



19. sad

حزین

20. homesick

میلان گھر کی طرف
یا
اپنے وطن کی طرف

21. proud

خوش



22. excited

خوش

23. scared / afraid

ڈرنا / ڈرنا

24. embarrassed

سہج



25. bored

بےحوصلگی / بےحوصلگی

26. confused

بھٹکا

27. frustrated

بھٹکا



28. upset

بھٹکا / بھٹکا

29. angry

بھٹکا



30. surprised

بھٹکا

31. happy

بھٹکا / بھٹکا

32. tired

تھکا / تھکا


Ask your classmates. Share the answers.

1. Do you ever feel homesick?
2. What makes you feel frustrated?
3. Describe a time when you were very happy.

More vocabulary

- exhausted: very tired
- furious: very angry
- humiliated: very embarrassed

- overjoyed: very happy
- starving: very hungry
- terrified: very scared



1

LU FAMILY REUNION

2

A

5

6

1. banner

شعار

2. baseball game

مباراة بيسبول

3. opinion

رأي

4. balloons

النفوخات

5. glad

سعيد

6. relatives

القرىبات

A. laugh

يضحك

B. misbehave

تسبب المشاكل أو التصرف السيئ



Look at the picture.
What do you see?

Answer the questions.

1. How many relatives are there at this reunion?
2. How many children are there? Which children are misbehaving?
3. What are people doing at this reunion?

 **Read the story.**

A Family Reunion

Ben Lu has a lot of relatives and they're all at his house. Today is the Lu family reunion.

There is a lot of good food. There are also balloons and a banner. And this year there are four new babies!

People are having a good time at the reunion. Ben's grandfather and his aunt are talking about the baseball game. His cousins are laughing. His mother-in-law is giving her opinion. And many of the children are misbehaving.

Ben looks at his family and smiles. He loves his relatives, but he's glad the reunion is once a year.

Think about it.

1. Do you like to have large parties? Why or why not?
2. Imagine you see a little girl at a party. She's misbehaving. What do you do? What do you say?



1. roof

سقف

2. bedroom

غرفة نوم

3. door

باب

4. bathroom

حمام

5. kitchen

مطبخ

6. floor

أرضية

7. dining area

مائدة



Listen and point. Take turns.

A: Point to the kitchen.

B: Point to the living room.

A: Point to the basement.

Dictate to your partner. Take turns.

A: Write kitchen.

B: Was that k-i-t-c-h-e-n?

A: Yes, that's right, kitchen.



8. attic



9. kids' bedroom



10. baby's room



11. window




12. living room



13. basement



14. garage



Ways to give locations

I'm home.

I'm in the kitchen.

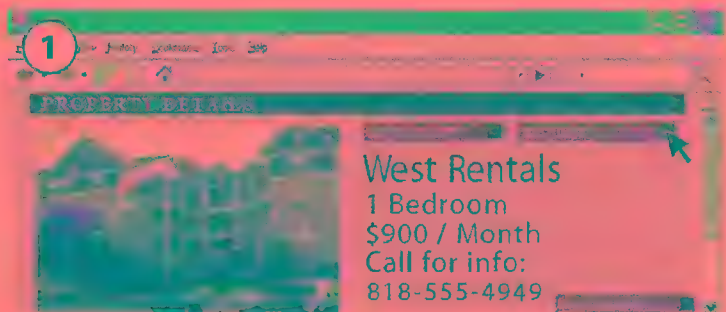
I'm on the roof.

Pair practice. Make new conversations.

A: Where's the man?

B: He's in the attic. Where's the teenager?

A: She's in the laundry room.



1. Internet listing

موقع إلكتروني لإعلان عن عقارات

garden apt. unit. washer/dryer Jtil incl \$650/mo 35-2345

t For Rent id city apt oor unit.

2. classified ad

إعلان عقارات في صحيفة

Apartment For Rent
2 bdrm 2ba city apt
Unfurn Sunny kit
Util incl
\$850/mo
Call mgr eves
212-555-2368

Ne...omerial Plaza

NorthLight \$550. W/D Water incl pool, fitne center. Clk shopping. 219-993-4

Dover Apts 1-3 BR. Hr

Abbreviations

- apt = apartment
- bdrm = bedroom
- ba = bathroom
- kit = kitchen
- yd = yard
- util = utilities
- incl = included
- mo = month
- furn = furnished
- unfurn = unfurnished
- mgr = manager
- eves = evenings



3. furnished apartment

مفروش الأثاث



4. unfurnished apartment

مفروش بدون أثاث



5. utilities

مرافق

Renting an Apartment

استئجار شقة



A. Call the manager.

تصل مدير العقار



B. Ask about the features.

سأل عن المميزات



C. Submit an application.

قدم الطلب



D. Sign the rental agreement.

وقع على العقد



E. Pay the first and last month's rent.

دفع لجزء الثمن الأول والثاني



F. Move in.

تخلو في الشقة

More vocabulary

- lease: a monthly or yearly rental agreement
- redecorate: to change the paint and furniture in a home
- move out: to pack and leave a home

Ask your classmates. Share the answers.

1. How did you find your home?
2. Do you like to paint or arrange furniture?
3. Does gas or electricity cost more for you?



Buying a House شراء منزل



G. Meet with a realtor.
يتكلم مع وكيل عقارات



H. Look at houses.
يتكلم مع وكيل عقارات



I. Make an offer.
يقدم عرض



J. Get a loan.
يحصل على القرض



K. Take ownership.
يأخذ المالك على الملكية



L. Make a mortgage payment.
تسدد عملة على القرض

Moving In الانتقال إلى المنزل



M. Pack.
تقوم بحملة المناسبات



N. Unpack.
تقوم بفتح المناسبات



O. Put the utilities in your name.
يطلب تغيير اسم المناسبات الخاصة بالمنزل



P. Paint.
يقوم بالطلاء



Q. Arrange the furniture.
يقوم بالترتيب



R. Meet the neighbors.
يقوم بالالتقاء مع الجيران

Ways to ask about a home's features

- Are utilities included?
- Is the kitchen large and sunny?
- Are the neighbors quiet?

Role play. Talk to an apartment manager.

- A: Hi. I'm calling about the apartment.
- B: OK. It's unfurnished and rent is \$800 a month.
- A: Are utilities included?



1. apartment building

مبنى الفلل / السكنية

2. fire escape

سلم الكفاح من الطابق

3. playground

ملاعب

4. roof garden

حديقة على السطح

Entrance الدخول



5. intercom / speaker

طاقم الاتصال بالهاتف وإعطاء الأوامر

6. tenant

مستأجر / سكني

Apartment Available
2BD + 2BA
555-4263

7. vacancy sign

علامة فراغ

8. manager / superintendent

مدير / المشرف

Lobby المهبط



9. elevator

مصعد

10. stairs / stairway

سلالم / الممرج

11. mailboxes

صناديق بريد

Basement الغور السفل / التفتش / الخزانة



12. washer

غسالة

13. dryer

مجفف



RECREATION ROOM

14. big-screen TV

التلفزيون شاشة كبير

15. pool table

طاولة بليارد



GARAGE

16. security gate

بوابة أمان

17. storage locker

خزانة

18. parking space

مكان وقوف للسيارة

19. security camera

كاميرا أمان

Grammar Point: *there is / there are*

singular: there is plural: there are

There is a recreation room in the basement.

There are mailboxes in the lobby.

Look at the pictures.

Describe the apartment building.

A: *There's a pool table in the recreation room.*

B: *There are parking spaces in the garage.*



APARTMENT COMPLEX



- 20. balcony
شرفة / شرفات
- 21. courtyard
حديقة / الحديقة المشتركة
- 22. swimming pool
مسبح / مسبح مشترك
- 23. trash bin
بركة / حاوية قمامة / قمامة
- 24. alley
ساحة

Hallway




- 25. emergency exit
مخرج الطوارئ
- 26. trash chute
قناة القمامة

Rental Office



- 27. landlord
صاحب الشقة
- 28. lease / rental agreement
عقد الإيجار

An Apartment Entryway



- 29. smoke detector
جهاز إنذار الدخان
- 30. key
مفتاح
- 31. buzzer
زقزقة
- 32. peephole
نافذة البصيرة / بصيرة
- 33. door chain
سلسلة الباب
- 34. dead-bolt lock
قفل الباب

More vocabulary

- upstairs: the floor(s) above you
- downstairs: the floor(s) below you
- fire exit: another name for emergency exit

Role play. Talk to a landlord.

- A: Is there a swimming pool in this complex?
- B: Yes, there is. It's near the courtyard.
- A: Is there...?



1

2

3

4



1. the city / an urban area

مدينة / منطقة حضرية

2. the suburbs

أحياء الضواحي

3. a small town / a village

بلدة صغيرة / قرية

4. the country / a rural area

بلد / منطقة ريفية

5



5. condominium / condo

شقة سكنية

6



6. townhouse

بيتان متجاورين

7



7. mobile home

بيت متنقل

8



8. college dormitory / dorm

مبنى سكني للطلاب

9



9. farm

مزرعة

10



10. ranch

مزرعة كبيرة

11



11. senior housing

مبنى سكني للمسنين

12



12. nursing home

مبنى للمسنين

13



13. shelter

مبنى

More vocabulary

co-op: an apartment building owned by residents

duplex: a house divided into two homes

two-story house: a house with two floors

Think about it. Discuss.

1. What's good and bad about these places to live?
2. How are small towns different from cities?
3. How do shelters help people in need?



Front Yard and House قضاء الأمامي والمبنى



- 1. mailbox
صندوق البريد
- 2. front walk
سور المشاة الرئيسي
- 3. steps
مداخل الدرج
- 4. gutter
جوزان
- 5. chimney
سجدة
- 6. satellite dish
صحن مسطحة
- 7. garage door
باب المراج
- 8. driveway
سور المراج
- 9. gate
بوابة

القريبة (المراشدة) الأمامية Front Porch



- 10. storm door
باب طالع وشمس كالمصنوع
- 11. front door
باب الأمامي
- 12. doorknob
دبلة الكروم
- 13. porch light
مصباح القربة (المرشدة)
- 14. doorbell
جوزون الباب
- 15. screen door
باب مشفى (المرشدة)

القضاء الخلفي Backyard



- 16. patio
المنطقة المغطاة في الهواء الطلق
- 17. grill
الزاية
- 18. sliding glass door
بابة زجاجي متحرك
- 19. patio furniture
الاثاث الخارج المرصود
- 20. flower bed
صحن زهور
- 21. hose
خراطيم
- 22. sprinkler
سراجة
- 23. hammock
أريكة معلقة
- 24. garbage can
إحدا مغطاة
- 25. compost pile
كومة سماد طبيعي
- 26. lawn
المشيرة
- 27. vegetable garden
مشاة الخضروات
- A. take a nap
تأخذ قسطا
- B. garden
مشاة في المشاة



1. cabinet

خزانة

2. shelf

رفف

3. paper towels

مطبقات ورقية

4. sink

حوض

5. dish rack

إعداد صحنات الصحون

6. toaster

آلة خبز الخبز (الخبز)

7. garbage disposal

إزالة النفايات الصلبة

8. dishwasher

صحنات الصحون

9. refrigerator

ثلاجة

10. freezer

مجمد الثلاجة (مجمد الفريزر)

11. coffeemaker

آلة صنع القهوة

12. blender

مخلط

13. microwave

فرن ميكروويف

14. electric can opener

آلة فتح علب العلب

15. toaster oven

فرن الخبز الصغير

16. pot

إبريق

17. teakettle

مخاريط إبريق

18. stove

إبريق

19. burner

إبريق

20. oven

فرن

21. broiler

فرن

22. counter

إعداد الطاولة (العداد)

23. drawer

خزانة (الدرج)

24. pan

صحن (الطبق)

25. electric mixer

آلة الخبز

26. food processor

مخلط الطعام

27. cutting board

إعداد الخبز

28. mixing bowl

صحن الخبز

Ways to talk about location using *on* and *in*

Use *on* for the counter, shelf, burner, stove, and cutting board. *It's on the counter.* Use *in* for the dishwasher, oven, sink, and drawer. *Put it in the sink.*

Pair practice. Make new conversations.

A: Please move the blender.

B: Sure. Do you want it in the cabinet?

A: No, put it on the counter.



1. dish / plate

طبق / صحن

2. bowl

معلقة

3. fork

شوكا

4. knife

سكين

5. spoon

معلقة

6. teacup

فنجان الشاي

7. coffee mug

فنجان القهوة

8. dining room chair

كرسي غرفة الطعام

9. dining room table

طاولة غرفة الطعام / طاولة

10. napkin

مغسول

11. placemat

غطاء الطاولة / طاولة / طاولة

12. tablecloth

غطاء الطاولة

13. salt and pepper shakers

موزونة الملح والفلفل

14. sugar bowl

معلقة السكر

15. creamer

معلقة الحليب

16. teapot

موزونة الشاي

17. tray

صينية

18. light fixture

مجموعة من مصابيح الغرفة

19. fan

مروحة

20. platter

فنجان كبير / صحن

21. serving bowl

معلقة / صحن / صحن

22. hutch

موزونة / موزونة الخشب

23. vase

زهانة

24. buffet

موزونة / موزونة

Ways to make requests at the table

May I have the sugar bowl?

Would you pass the creamer, please?

Could I have a coffee mug?

Role play. Request items at the table.

A: What do you need?

B: Could I have a coffee mug?

A: Certainly. And would you...



1. love seat

مجلس أو كراسي مريحة

2. throw pillow

وسادة القماش المزينة

3. basket

سلة

4. houseplant

نبات منزلي

5. entertainment center

مركز الترفيه الإلكتروني والموسيقى

6. TV (television)

تلفزيون

7. DVD player

جهاز تشغيل الأقراص المضغوطة والفيديو

8. stereo system

جهاز صوتي

9. painting

لوحة فنية

10. wall

جدار أو حائط

11. mantle

رفف أو حيز فوق المدفأة

12. fire screen

مخروط يحمي الجدار من الحرارة (يستخدمه الناس)

13. fireplace

مدفأة أو حيز

14. end table

طاولة صغيرة بجانب

15. floor lamp

مصباح أرضي

16. drapes

ستائر

17. window

نافذة أو زجاج

18. sofa / couch

مجلس أو كراسي

19. coffee table

طاولة قهوة

20. candle

شمعة

21. candle holder

حامل الشمعة

22. armchair / easy chair

كرسي أو مسند الظهر المريح

23. magazine holder

جهاز القمامة أو حامل

24. carpet

سجادة

Use the new words.

Look at pages 44–45. Name the things in the room.

A: *There's a TV.*

B: *There's a carpet.*

More vocabulary

light bulb: the light inside a lamp

lampshade: the part of the lamp that covers the light bulb

sofa cushions: the pillows that are part of the sofa



- | | | | |
|---|---------------------------------|-------------------------------------|--|
| 1. hamper
سلة الملابس (سبت الغسيل) | 8. faucet
مضخة | 15. towel rack
حمالة فوط / مناشف | 22. medicine cabinet
دواء أدوية |
| 2. bathtub
حوض الاستحمام (بانيو) | 9. hot water
ماء ساخن | 16. bath towel
منشفة للاستحمام | 23. toothbrush
فرشاة أسنان |
| 3. soap dish
صحن صابون | 10. cold water
ماء بارد | 17. hand towel
فوطنة يد | 24. toothbrush holder
إناء لفرشاة الأسنان |
| 4. soap
صابون | 11. grab bar
قضيب التثبيت | 18. mirror
مرآة | 25. sink
حوض |
| 5. rubber mat
بساطية أو حصيرة مطاطية | 12. tile
بلاط / قيشاني | 19. toilet paper
ورق تواليت | 26. wastebasket
سلة المهملات |
| 6. washcloth
فوطنة / منشفة صغيرة | 13. showerhead
رأس الدش | 20. toilet brush
فرشاة التواليت | 27. scale
ميزان |
| 7. drain
مصرف المياه / بلاعة | 14. shower curtain
ستار الدش | 21. toilet
تواليت / مرحاض | 28. bath mat
حصيرة حمام |

More vocabulary

- stall shower:** a shower without a bathtub
- half bath:** a bathroom with no shower or tub
- linen closet:** a closet for towels and sheets

Ask your classmates. Share the answers.

1. Is your toothbrush on the sink or in the medicine cabinet?
2. Do you have a bathtub or a shower?
3. Do you have a shower curtain or a shower door?



1. dresser / bureau

خزانة ملابس / مكتب

2. drawer

خزانة

3. photos

صور / صورا

4. picture frame

إطار الصورة / الصورة

5. closet

خزانة الملابس

6. full-length mirror

مرآة كاملة الطول

7. curtains

ستارة

8. mini-blinds

ستارة مصغرة / ستارة صغيرة

9. bed

سرير / سرير

10. headboard

رأس السرير

11. pillow

وسادة / وسادة

12. fitted sheet

غطاء السرير

13. flat sheet

غطاء

14. pillowcase

غطاء وسادة / غطاء

15. blanket

غطاء

16. quilt

غطاء

17. dust ruffle

غطاء رأس السرير

18. bed frame

إطار السرير

19. box spring

إطار سرير / إطار السرير

20. mattress

خزانة / خزانة

21. wood floor

خشب / خشب

22. rug

سجادة

23. night table / nightstand

طاولة ليلية / الطاولة

24. alarm clock

ساعة

25. lamp

مصباح / المصباح

26. lampshade

غطاء المصباح / المصباح

27. light switch

مفتاح الضوء

28. outlet

مقابس التيار

Look at the pictures.

Describe the bedroom.

A: There's a lamp on the nightstand.

B: There's a mirror in the closet.

Ask your classmates. Share the answers.

1. Do you prefer a hard or a soft mattress?

2. Do you prefer mini-blinds or curtains?

3. How many pillows do you like on your bed?



Furniture and Accessories أثاث وإكسسوارات

1. changing table
طاولة لتغيير ملابس الطفل
2. changing pad
لبادة لتغيير حفاض الطفل
3. crib
سرير طفل رضيع
4. bumper pad
لبادة وقائية لتضيق
5. mobile
لعبة دوارة بزئيرك
6. chest of drawers
خزانة ذات أدراج
7. baby monitor
أداة مراقبة الطفل
8. wallpaper
ورق حائط
9. bunk beds
كناديس (سرير مزدوج)
10. safety rail
قضيب أمان
11. bedspread
مقرش سرير / شرشف

Toys and Games لعب وألعاب

12. ball
كرة
13. coloring book
كتاب تلوين
14. crayons
أقلام ألوان شمعية
15. stuffed animals
حيوانات محشوة
16. toy chest
صندوق اللعب
17. puzzle
لغز
18. dollhouse
بيت للدمى
19. blocks
مكعبات
20. cradle
مهد
21. doll
دمية

Pair practice. Make conversations.

A: Where's the changing pad?

B: It's on the changing table.

Think about it. Discuss.

1. Which toys help children learn? How?
2. Which toys are good for older and younger children?
3. What safety features does this room need? Why?

A. **dust** the furniture

تمسح / تزيل التراب عن الأثاث

B. **recycle** the newspapers

يعد الصحف للاستعمال ثانية

C. **clean** the oven

تنظف الفرن

D. **mop** the floor

يمسح الأرضية

E. **polish** the furniture

تلمع الأثاث

F. **make** the bed

يرتب (يسوي) السرير

G. **put away** the toys

يضع اللعب في مكانها

H. **vacuum** the carpet

يكنس السجاد بالمكنسة الكهربائية

I. **wash** the windows

تغسل النوافذ

J. **sweep** the floor

يكنس الأرضية بالمقشة

K. **scrub** the sink

تنظف الحوض بالفرشاة

L. **empty** the trash

يفرغ سلة المهملات

M. **wash** the dishes

يغسل الأطباق أو الصحون

N. **dry** the dishes

تجفف / تشف الأطباق

O. **wipe** the counter

تمسح المنضدة

P. **change** the sheets

تغير الملاءات

Q. **take out** the garbage

يلقي القمامة

Pair practice. Make new conversations.A: *Let's clean this place. First, I'll sweep the floor.*B: *I'll mop the floor when you finish.***Ask your classmates. Share the answers.**

1. Who does the housework in your home?
2. How often do you wash the windows?
3. When should kids start to do housework?



1. feather duster

ريشة تنظيف

2. recycling bin

وعاء للمهملات المعاد تدويرها

3. oven cleaner

منظف الفرن

4. rubber gloves

قفازات مطاطية

5. steel-wool soap pads

قطع سلك للتنظيف

6. sponge mop

ممسحة إسفنجية

7. bucket / pail

دلو / جرنل

8. furniture polish

ملمع الأثاث

9. rags

خزق / أقمشة للتنظيف

10. vacuum cleaner

مكنسة كهربائية

11. vacuum cleaner attachments

ملحقات المكنسة الكهربائية

12. vacuum cleaner bag

كيس المكنسة الكهربائية

13. stepladder

سلم درجي

14. glass cleaner

منظف زجاج

15. squeegee

مساحة مطاطية (سكويجي)

16. broom

مقشاة / مكنسة

17. dustpan

جاروف / لقاطاة الكناسة

18. cleanser

منظف مطهر

19. sponge

إسفنج

20. scrub brush

فرشاة مسح وحك

21. dishwashing liquid

سائل غسل الأطباق

22. dish towel

فوطاة تجفيف الأطباق

23. disinfectant wipes

مناديل مطهرة

24. trash bags

أكياس مهملات

Ways to ask for something

Please hand me the squeegee.

Can you get me the broom?

I need the sponge mop.

Pair practice. Make new conversations.

A: Please hand me the sponge mop.

B: Here you go. Do you need the bucket?

A: Yes, please. Can you get me the rubber gloves, too?



1. The water heater is **not working**.

سخان الماء لا يعمل.

2. The power is **out**.

التيار الكهربائي مقطوع.

3. The roof is **leaking**.

السقف يسرب / يرشح.

4. The tile is **cracked**.

البلاط مشقوق.

5. The window is **broken**.

النافذة مكسورة.

6. The lock is **broken**.

القفل مكسور.

7. The steps are **broken**.

الدرج مكسور.

8. roofer

أخصائي تصليح أسقف البيوت

9. electrician

كهربائي

10. repair person

مُصلِح / عامل تصليح

11. locksmith

مُصلِح أقفال

12. carpenter

نجَّار

13. fuse box

صندوق المصاهر الكهربائية (الفيوزات)

14. gas meter

عداد الغاز

More vocabulary

fix: to repair something that is broken

pests: termites, fleas, rats, etc.

exterminate: to kill household pests

Pair practice. Make new conversations.

A: The faucet is leaking.

B: Let's call the plumber. He can fix it.